Deal name:	**Driver Master Compartment 1**
Issuer:	Driver Master S.A., acting with respect to its Compartment 1 22-24 Boulevard Royal L-2449 Luxembourg Luxembourg phone: +35 602 491 fax: +35 645 9628 LEI: 529900F7YU37D8K1UE98
Originator of the receivables:	Volkswagen Bank GmbH
Seller of the receivables:	Volkswagen Bank GmbH
Servicer name:	Volkswagen Bank GmbH
Reporting entity:	Volkswagen Bank GmbH ABS Operations Gifhorner Str. 57 Letter Box: FH-FRAB 38112 Braunschweig Federal Republic of Germany
Contact:	phone: +49 531 212 87520 fax: +49 531 212 77540 e-mail: ABS_Driver@vwfs.com
Corporate service provider:	Circumference FS (Luxembourg) SA 52-54 avenue du X Septembre L-2550 Luxembourg Luxembourg e-mail: driverde@circumferencefs.lu phone: +352 2602 491 fax: +352 2645 9628

verified STS Verification International

CERTIFIED BY TSI DEUTSCHER VERBRIEFUNGSSTANDARD

FitchRatings ★★★★★ 5 ISSUER REPORT GRADE

EUROPEAN DATAWAREHOUSE

Contents

Page	Table of contents
1	Cover
2	Contents
3	Reporting details
4	Parties overview
5	Transaction events I
6	Transaction events II
7	Transaction events III
8	Notes I
9	Notes II
10	Cash collateral account (CCA)
11	Swaps & Waterfall
12	Retention
13	Amortisation profile I
14	Amortisation profile II
15	Run out schedule I
16	Run out schedule II
17	Outstanding contracts
18	Delinquencies & defaults I
19	Delinquencies & defaults II
20	Delinquencies & defaults III
21	Defaults recoveries
22	Write-Offs
23	Deposits
24	Prepayments
25	Pool data I
26	Pool data II
27	Pool data III
28	Pool data IV
29	Pool data V
30	Pool data VI
31	Pool data VII
32	Pool data VIII
33	Pool data IX
34	Pool data X
35	Loan level data
36	Asset development

Note: You can find the definitions of key terms in the Prospectus on our website or at European Datawarehouse.

Volkswagen Bank Driver Master Compartment 1

Reporting details

Deal overview			
Cut-Off-Date:	30.06.2015	Publication date:	18.10.2019 (18th of each month)
Scheduled date of Clean-Up-Call:	n.a.	Payment date:	25.10.2019 (25th of each month)
Final maturity date:	25.05.2028	Reporting date:	18.10.2019
Issue date:	27.07.2015	Asset collection period:	from 01.09.2019 until 30.09.2019
Period no.:	51	Interest accrual period:	from 25.09.2019 until 25.10.2019
Reporting frequency:	monthly	Note payment period:	from 25.09.2019 until 25.10.2019
Next payment date:	25.11.2019	Days accrued:	30

Type of car at pool cut	Number of contracts	Percentage of contracts	Outstanding discounted balance	Percentage outstanding discounted balance
New cars	19.226	36,45%	308.899.668,64 €	41,19%
Used cars	28.926	54,84%	374.405.399,23 €	49,92%
Demonstration cars	4.593	8,71%	66.721.230,74 €	8,90%
Total	**52.745**	**100,00%**	**750.026.298,61 €**	**100,00%**

Type of product at pool cut	Number of contracts	Percentage of contracts	Outstanding discounted balance	Percentage outstanding discounted balance
AutoCredit	43.781	83,01%	664.845.930,96 €	88,64%
ClassicCredit	8.964	16,99%	85.180.367,65 €	11,36%
Total	**52.745**	**100,00%**	**750.026.298,61 €**	**100,00%**

Parties overview

Function	Name of party			
Lead Manager	**Commerzbank AG**			
	Kaiserstraße 16 (Kaiserplatz) 60311 Frankfurt am Main Germany e-mail: manuel.alvarez@commerzbank.com			
Paying agent/Calculation agent/	**The Bank of New York Mellon**			
Interest determination agent	One Canada Square London E14 5AL United Kingdom e-mail: luke.ashby@bnymellon.com			
Account bank	**The Bank of New York Mellon**			
	MesseTurm Friedrich-Ebert-Anlage 49 60327 Frankfurt am Main			
Servicer	**Volkswagen Bank GmbH**			
	Gifhorner Str. 57 38112 Braunschweig Germany email: absoperations@vwfs.com fax + 49 (0) 531 212 77540 tel.: +49 (0) 531 212 87520			
Swap counterparties	**Banco Santander S.A.**	**Crédit Agricole Corporate and Investment Bank**	**Skandinaviska Enskilda Banken AB (publ)**	
	Ciudad Grupo Santander - Edificio Dehesa, planta 1 Avda. Cantabria s/n - 28660 Boadilla del Monte, Madrid Spain Attention: Swaps Administration Telephone: +34 912 89 23 58 Fax: +34 912 57 04 66	12, place des Etats-Unis CS 70052 92547 Montrouge Cedex France Attn.: Carole D'Haeyere / Daniel Piantoni Fax: +33 1 41 89 64 79 / + 33 1 41 89 29 86	SE-106 40 Stockholm Sweden Attention: Collateral Management Unit Telephone: +46 8 763 8888 (direct) +46 8 763 8000 (Switch board) Fax: +46 8 678 2723 (direct) Email: mbcmu2@seb.se	
Rating agencies	**DBRS Ratings Limited**	**Moody's Rating Agency**	**Fitch Ratings Limited**	
	Attn: Structured Finance Surveillance Department 20 Fenchurch Street 31st Floor London EC3M 3BY United Kingdom Tel.: +44 20 7855 6692 Email: EU.ABS.Surveillance@dbrs.com	Attn.: Monitoring An der Welle 5 60322 Frankfurt am Main Germany email: monitor.abs@moodys.com	Attn.: Structured Finance Surveillance 4th Floor, 101 Finsbury Pavement London EC2A 1RS United Kingdom e-mail: abssurveillance@fitchratings.com fax: +44 (20) 7417 6262	
Security trustee/Process agent	**Wilmington Trust SP Services (Frankfurt) GmbH**			
	Steinweg 3-5 D-60313 Frankfurt am Main Germany Fax +49 (0) 69 2992 5387 e-mail: fradirectors@wilmingtontrust.com			
Data protection trustee	**Circumference FS (Netherlands) B.V.**			
	Barbara Strozzilaan 101 1083 HN, Amsterdam The Netherlands			
Corporate services provider	**Circumference FS (Luxembourg) SA**			
	Wilmington Trust SP Services (Frankfurt) GmbH			

Transaction events I

Clean-up-call

Clean-Up-Call condition	
Percentage of current outstanding discounted portfolio	**32,93%**
Min. Percentage of outstanding discounted portfolio	**10,00%**

*N.B. This percentage may become greater 100% whenever the current total outstanding discounted balance is larger than the Initial discounted balance as of initial Cut-Off-Date.

Fulfilled when the aggregate discounted Balance is less than 10% of the Initial discounted balance as of initial Cut-Off date provided that all payment obligations under the Compartment 1 notes will be thereby fulfilled.

Repurchase of receivables	Number of contracts	Percentage of contracts	Outstanding discounted balance	Percentage of outstanding discounted balance	Re-Purchase price
Previous periods	947	5,43%	9.896.295,54 €	3,97%	9.896.295,54 €
Current period	0	0,00%	0,00 €	0,00%	0,00 €
Total	**947**	5,43%	**9.896.295,54 €**	**3,97%**	**9.896.295,54 €**

If a repurchase of receivables occurred, it would only result from non-eligibility as of the respective Cut-Off-Date (which has been discovered at a later stage).

STS-Compliance

STS-Compliance	
The transaction has been structured to comply with the requirements for simple, transparent and standardised securitisations transactionsactions as set out in Articles 20, 21 and 22 of the Securitisation Regulations and has been verified as such by STS Verification International GmbH. The transaction is listed on ESMA's STS-Register.*	***Yes***

**https://www.esma.europa.eu/policy-activities/securitisation/simple-transparent-and-standardised-sts-securitisation*

Transaction party replacements

Capacity of transaction party	Date of replacement	Reason for replacement	Replaced party	Replaced by
Swap Counterparty Series A 2015-1	25.06.2018	Renewal 2018	Banco Santander S.A.	SEB
Swap Counterparty Series A 2015-2	26.06.2017	Renewal 2017	DZ Bank	Crédit Agricole
Swap Counterparty Series A 2015-3	25.06.2019	Renewal 2019	ING Bank	SEB
Swap Counterparty Series A 2015-4	25.06.2018	Renewal 2018	Crédit Agricole	SEB
Swap Counterparty Series A 2015-5	25.06.2018	Renewal 2018	Banco Santander S.A.	SEB
Swap Counterparty Series A 2015-6	25.06.2018	Renewal 2018	Banco Santander S.A.	SEB
Swap Counterparty Series A 2015-7	25.06.2018	Renewal 2018	SEB	SEB
Swap Counterparty Series A 2015-8	25.06.2019	Renewal 2019	ING Bank	SEB
Swap Counterparty Series A 2015-9	25.06.2018	Renewal 2018	SEB	SEB
Swap Counterparty Series B 2015-1	26.06.2017	Renewal 2017	Crédit Agricole	Banco Santander S.A.
Swap Counterparty Series B 2015-2	25.06.2019	Renewal 2019	ING Bank	SEB
Swap Counterparty Series B 2015-3	25.06.2019	Renewal 2019	ING Bank	SEB

Transaction events II

Revolving period	
Series revolving period expiration date of the last outstanding series of compartment 1 notes	25.06.2020
Date of occurance of an early amortisation event	-
Revolving period end	25.06.2020

Accumulation account balance	27.08.2019	25.09.2019	25.10.2019
Amounts not invested for the purchase of additional assets	0,00 €	117,49 €	65.000,00 €
Percentage not invested for the purchase of additional assets	0,00%	0,00%	0,03%

Dynamic net loss ratio	Ratio	> 0,4%	≥ 1,0%	≥ 2,0%	≥ 2,8%
31.07.2019	0,02083%	No	No	No	No
31.08.2019	0,00752%	No	No	No	No
30.09.2019	0,02905%	No	No	No	No

12-Month Average Dynamic Net Loss Ratio	Ratio
31.07.2019	0,03656%
31.08.2019	0,03527%
30.09.2019	0,03474%

Discounted balance as of the previous period	249.688.521,99 €
Discounted balance of all initial and additional assets	2.412.286.553,53 €
Weighted average seasoning	21
Late delinqency ratio	0,58818%

Enforcement event	No

Credit enhancement increase condition		not in effect
a) the dynamic net loss ratio for three consecutive payment dates exceeds and	-	-
(i) if weighted average seasoning is less or equal than 12 months	0,40%	No
(ii) if weighted average seasoning is between 12 (excl.) - 24 (incl.) months	1,00%	No
(iii) if weighted average seasoning is between 24 (excl.) - 36 (incl.) months	2,00%	No
(iv) if weighted average seasoning is > 36 months	2,80%	No
b) the 12-Month Average Dynamic Net Loss Ratio exceeds 0.25 per cent	0,25%	No
c) the Late Delinquency Ratio exceeds 1.75 per cent. on any Payment Date on or before 25 May 2016 or 3 per cent. for any Payment Date thereafter	-	No
d) the occurence of a servicer replacement event	-	No
e) the occurence of an insolvency event with respect to VWB	-	No
f) the amount credited to the Cash Collateral Account is less than the Specified General Cash Collateral Account Balance	-	No

Early amortisation event	not in effect
(a) Occurence of a foreclosure event	No
(b) the amount deposited in the Accumulation Account on two consecutive Payment Dates exceeds 15.00 per cent. of the Aggregate Discounted Receivables Balance	No
(c) the Credit Enhancement Increase Condition is in effect	No
(d) On any Payment Date, the Class A Actual Overcollateralisation Percentage is determined as being lower than 9.60 per cent, or the Class B Actual Overcollateralisation Percentage is determined as being lower than 5.40 per cent	No
(e) VW Bank ceases to be an Affiliate of Volkswagen AG or any successor thereto	No
(f) failure of VW Bank to pay when due the Settlement Amount pursuant to Clause 10.2 (Early Settlement, Clean-up Call, Term Takeout) of the Initial Receivables Purchase Agreement	No
(g) failure of the Issuer to enter into a replacement Swap Agreement within 30 calendar days, following the termination of a Swap Agreement or the respective Swap Counterparty fails to post collateral, in each case within the time period specified in the applicable Swap Agreement, (each as provided for in Clause 21 (Distribution Account; Swap Provisions) of the Trust Agreement or to take any other measure which does not result in a downgrade of the Notes	No

Transaction events III

Account bank	Moody's			DBRS			Fitch		
BNY Mellon	Long term	Short term	Outlook	COR	nor COR	Outlook	Long term	Short term	Outlook
Current rating*	A1	P-1	stable	AA (low)	R-1 (middle)	positive	AA-	F1+	stable
Minimum required rating (Monthly Remittance Condition)	A2	P-1		A (high)	A		A	F1	

If the account bank ceases to have the account bank required rating it shall, at its own cost,
(i) transfer the accounts to an eligible collateral bank, or
(ii) provide a guarantee from an eligible guarantor, or
(iii) take any other action in order to maintain the rating of the notes.
If none of the measures is taken within a given timespan, the issuer may enter into new banking arrangements at its own initiative with another account bank.

Required rating: *fulfilled*

Swap counterparty	Moody's			DBRS			Fitch		
Banco Santander S.A.	Long term	Short term	Outlook	Long term	Short term	Outlook	Long term	Short term	Outlook
Current rating*	A2	P-1	stable	A (high)	R-1 (middle)	stable	A-	F2	stable
Minimum required rating (Monthly Remittance Condition) (i) or	A3			A			A	F1	
Conditions (ii)	Baa1			BBB			BBB-	F3	

If the swap bank falls below the above mentioned minimum rating (Level I) it shall provide eligible credit support by means of cash or certain types of prime debt obligations

If the swap bank ceases to have the even lower rating as an eligible swap counterparty (Level II) it shall, at its own cost,
(i) transfer all rights and obligations under the swap agreement to another eligible swap partner or
(ii) provide a guarantee from an eligible guarantor.

Required rating: *fulfilled*

Swap counterparty	Moody's			DBRS			Fitch		
Crédit Agricole Corporate and Investment Bank	Long term	Short term	Outlook	Long term	Short term	Outlook	Long term	Short term	Outlook
Current rating*	Aa2	P-1	positive	AA (low)	R-1 (middle)	stable	A+	F1	stable
Minimum required rating (Monthly Remittance Condition)	A3			A			A	F1	
Minimum Required rating (if no short term rating available)	Baa1			BBB			BBB-	F3	

If the swap bank falls below the above mentioned minimum rating (Level I) it shall provide eligible credit support by means of cash or certain types of prime debt obligations

If the swap bank ceases to have the even lower rating as an eligible swap counterparty (Level II) it shall, at its own cost,
(i) transfer all rights and obligations under the swap agreement to another eligible swap partner or
(ii) provide a guarantee from an eligible guarantor.

Required rating: *fulfilled*

Swap counterparty	Moody's			DBRS			Fitch		
Skandinaviska Enskilda Banken AB (publ)	Long term	Short term	Outlook	Long term	Short term	Outlook	Long term	Short term	Outlook
Current rating*	Aa2	P-1	stable	A (high)	R-1 (middle)	stable	AA-	F1+	stable
Minimum required rating (Monthly Remittance Condition)	A3			A			A	F1	
Minimum Required rating (if no short term rating available)	Baa1			BBB			BBB-	F3	

If the swap bank falls below the above mentioned minimum rating (Level I) it shall provide eligible credit support by means of cash or certain types of prime debt obligations

If the swap bank ceases to have the even lower rating as an eligible swap counterparty (Level II) it shall, at its own cost,
(i) transfer all rights and obligations under the swap agreement to another eligible swap partner or
(ii) provide a guarantee from an eligible guarantor.

Required rating: *fulfilled*

Servicer	Moody's			DBRS			Fitch**		
Volkswagen Bank GmbH	Long term	Short term	Outlook	Long term	Short term	Outlook	Long term	Short term	Outlook
Current rating*	A1	P-1	stable	n.a.	n.a.	n.a.	BBB+	F2	stable
Minimum required rating (Monthly Remittance Condition)	Baa1	P-2		BBB (high)	R-2		BBB	F2	
Minimum Required rating (if no short term rating available)	A3								

Required rating: *fulfilled*

Lead Bank	Moody's			DBRS			Fitch		
Commerzbank AG	Long term	Short term	Outlook	Long term	Short term	Outlook	Long term	Short term	Outlook
Current rating*	A1	P-1	stable	n.a.	n.a.	n.a.	BBB+	F2	stable

Security Trustee	Moody's			DBRS			Fitch		
Wilmington Trust SP Services (Frankfurt) GmbH	Long term	Short term	Outlook	Long term	Short term	Outlook	Long term	Short term	Outlook
Current rating*	Aa3	P-1	n.a.	n.a.	n.a.	n.a.	A+	F1	n.a.

Data Protection Trustee	Moody's			DBRS			Fitch		
Circumference FS (Netherlands) B.V.	Long term	Short term	Outlook	Long term	Short term	Outlook	Long term	Short term	Outlook
Current rating*	n.a.	n.a.	n.a.	n.a.	n.a.	n.a.	n.a.	n.a.	n.a.

*Ratings last updated on 01/10/2019

**Rating of Volkswagen AG is required

Information regarding the notes I

	Class A Notes									Class B Notes		
Rating at issue date	**Series A 2015-1**	**Series A 2015-2**	**Series A 2015-3**	**Series A 2015-4**	**Series A 2015-5**	**Series A 2015-6**	**Series A 2015-7**	**Series A 2015-8**	**Series A 2015-9**	**Series B 2015-1**	**Series B 2015-2**	**Series B 2015-3**
Fitch	AAA sf	AAA sf	AAA sf	AAA sf	AAA sf	AAA sf	AAA sf	AAA sf	AAA sf	A+ sf	A+ sf	A+ sf
DBRS	AAA(sf)	AAA(sf)	AAA(sf)	AAA(sf)	AAA(sf)	AAA(sf)	AAA(sf)	AAA(sf)	AAA(sf)	A(high) (sf)	A(high) (sf)	A(high) (sf)
Moody's	Aaa(sf)	Aaa(sf)	Aaa(sf)	Aaa(sf)	Aaa(sf)	Aaa(sf)	Aaa(sf)	Aaa(sf)	Aaa(sf)	Aa3 (sf)	Aa3 (sf)	Aa3 (sf)
Current rating												
Fitch	AAA sf	AAA sf	AAA sf	AAA sf	AAA sf	AAA sf	AAA sf	AAA sf	AAA sf	A+ sf	A+ sf	A+ sf
DBRS	AAA(sf)	AAA(sf)	AAA(sf)	AAA(sf)	AAA(sf)	AAA(sf)	AAA(sf)	AAA(sf)	AAA(sf)	A(high) (sf)	A(high) (sf)	A(high) (sf)
Moody's	Aaa (sf)	Aaa (sf)	Aaa (sf)	Aaa (sf)	Aaa (sf)	Aaa (sf)	Aaa (sf)	Aaa (sf)	Aaa (sf)	A1 (sf)	A1 (sf)	A1 (sf)
Information on notes												
ISIN	XS1253866443	XS1253866526	XS1253866872	XS1253867094	XS1253868225	XS1253868811	XS1253871955	XS1253873225	XS1253874462	XS1253880949	XS1253881160	XS1253881327
Common code	125386644	125386652	125386687	125386709	125386822	125386881	125387195	125387322	125387446	125388094	125388116	125388132
Original face value	100.000,00 €	100.000,00 €	100.000,00 €	100.000,00 €	100.000,00 €	100.000,00 €	100.000,00 €	100.000,00 €	100.000,00 €	100.000,00 €	100.000,00 €	100.000,00 €
Spread / Margin	0,2500%	0,2500%	0,2500%	0,2500%	0,2500%	0,2500%	0,2500%	0,2500%	0,2500%	0,6000%	0,7000%	0,7000%
Current coupon	0,0000%	0,0000%	0,0000%	0,0000%	0,0000%	0,0000%	0,0000%	0,0000%	0,0000%	0,1500%	0,2500%	0,2500%

Information on notes	**Class A-Series**	**Class B-Series**
Final maturity date	Mai 2028	Mai 2028
Fixed/Floating	Floating	Floating
Day count convention	actual/360	actual/360
Index rate	-0,4500%	-0,4500%

Information regarding the notes II

Monthly period:	09.2019
Payment date:	25.10.2019
Interest accrual period (from/until):	25.09.2019 until 25.10.2019
Days accrued:	30
Index rate:	1-Month Euribor
Base interest rate:	-0,4500%
Day count convention:	actual/360

		Class A Notes										Class B Notes			
Interest payments	**Total Class A and B**	**Series A 2015-1**	**Series A 2015-2**	**Series A 2015-3**	**Series A 2015-4**	**Series A 2015-5**	**Series A 2015-6**	**Series A 2015-7**	**Series A 2015-8**	**Series A 2015-9**	**Total Class A**	**Series B 2015-1**	**Series B 2015-2**	**Series B 2015-3**	**Total Class B**
Total interest amount of the reporting period	**2.100,86 €**	0,00 €	0,00 €	0,00 €	0,00 €	0,00 €	0,00 €	0,00 €	0,00 €	0,00 €	**0,00 €**	121,70 €	395,83 €	1.583,33 €	**2.100,86 €**
Paid interest	**2.100,86 €**	0,00 €	0,00 €	0,00 €	0,00 €	0,00 €	0,00 €	0,00 €	0,00 €	0,00 €	**0,00 €**	121,70 €	395,83 €	1.583,33 €	**2.100,86 €**
Unpaid Interest															
Unpaid interest of the reporting period	**0,00 €**	0,00 €	0,00 €	0,00 €	0,00 €	0,00 €	0,00 €	0,00 €	0,00 €	0,00 €	**0,00 €**	0,00 €	0,00 €	0,00 €	**0,00 €**
Cumulative unpaid interest	**0,00 €**	0,00 €	0,00 €	0,00 €	0,00 €	0,00 €	0,00 €	0,00 €	0,00 €	0,00 €	**0,00 €**	0,00 €	0,00 €	0,00 €	**0,00 €**
Note balance															
Note balance as of the beginning of the period	**226.457.970,39 €**	**43.300.000,00 €**	**1.884.348,18 €**	**16.200.000,00 €**	**43.100.000,00 €**	**19.800.000,00 €**	**19.800.000,00 €**	**19.800.000,00 €**	**19.800.000,00 €**	**32.300.000,00 €**	**215.984.348,18 €**	**973.622,21 €**	**1.900.000,00 €**	**7.600.000,00 €**	**10.473.622,21 €**
Additional issue amount	**0,00 €**	0,00 €	0,00 €	0,00 €	0,00 €	0,00 €	0,00 €	0,00 €	0,00 €	0,00 €	**0,00 €**	0,00 €	0,00 €	0,00 €	**0,00 €**
Redemption amount due to amortizing series	**232.608,92 €**	0,00 €	218.343,67 €	0,00 €	0,00 €	0,00 €	0,00 €	0,00 €	0,00 €	0,00 €	**218.343,67 €**	14.265,25 €	0,00 €	0,00 €	**14.265,25 €**
Term take out redemption	**0,00 €**	0,00 €	0,00 €	0,00 €	0,00 €	0,00 €	0,00 €	0,00 €	0,00 €	0,00 €	**0,00 €**	0,00 €	0,00 €	0,00 €	**0,00 €**
Class balance as of the end of the period	**226.225.361,52 €**	**43.300.000,00 €**	**1.666.004,55 €**	**16.200.000,00 €**	**43.100.000,00 €**	**19.800.000,00 €**	**19.800.000,00 €**	**19.800.000,00 €**	**19.800.000,00 €**	**32.300.000,00 €**	**215.766.004,55 €**	**959.356,97 €**	**1.900.000,00 €**	**7.600.000,00 €**	**10.459.356,97 €**
Payments to Investors per note															
Interest	-	0,00 €	0,00 €	0,00 €	0,00 €	0,00 €	0,00 €	0,00 €	0,00 €	0,00 €	**0,00 €**	12,50 €	20,83 €	20,83 €	**0,00 €**
Principal repayment by note	-	0,00 €	218.343,63 €	0,00 €	0,00 €	0,00 €	0,00 €	0,00 €	0,00 €	0,00 €	**218.343,63 €**	14.265,24 €	0,00 €	0,00 €	**14.265,24 €**
Total	**-**	**0,00 €**	**218.343,63 €**	**0,00 €**	**0,00 €**	**0,00 €**	**0,00 €**	**0,00 €**	**0,00 €**	**0,00 €**	**218.343,63 €**	**14.277,74 €**	**20,83 €**	**20,83 €**	**14.265,24 €**
Notes															
Number of notes as of the beginning of the period	**2.304**	**433**	**57**	**162**	**431**	**198**	**198**	**198**	**198**	**323**	**2.198**	**11**	**19**	**76**	**106**
Increase of outstanding notes from tap-up	0	0	0	0	0	0	0	0	0	0	**0**	0	0	0	**0**
Reduction of outstanding notes from term take out	0	0	0	0	0	0	0	0	0	0	**0**	0	0	0	**0**
Number of notes as of the end of the period	**2.304**	**433**	**57**	**162**	**431**	**198**	**198**	**198**	**198**	**323**	**2.198**	**11**	**19**	**76**	**106**
Face value per note	-	100.000,00	100.000,00	100.000,00	100.000,00	100.000,00	100.000,00	100.000,00	100.000,00	100.000,00	**100.000**	100.000	100.000	100.000	**100.000**
Balance per note	-	100.000,00	29.228,15	100.000,00	100.000,00	100.000,00	100.000,00	100.000,00	100.000,00	100.000,00	**98.165**	87.214	100.000	100.000	**98.673**
Note factor	**-**	**1,000000**	**0,292282**	**1,000000**	**1,000000**	**1,000000**	**1,000000**	**1,000000**	**1,000000**	**1,000000**	**0,981647**	**0,872143**	**1,000000**	**1,000000**	**0,986732**
Overcollateralisation															
Current OC amount		6.755.933,25 €	259.940,31 €	2.527.623,99 €	6.724.728,01 €	3.089.318,20 €	3.089.318,20 €	3.089.318,20 €	3.089.318,20 €	5.039.645,35 €	33.665.143,73 €	2.128.489,67 €	4.215.459,42 €	16.861.837,67 €	23.205.786,76 €
Current OC percentage		13,4968%	13,4968%	13,4968%	13,4968%	13,4968%	13,4968%	13,4968%	13,4968%	13,4968%	13,4968%	9,3035%	9,3035%	9,3035%	9,3035%
Target OC percentage (revolving period/ amortising period)		13,5% / 16,5%	13,5% / 16,5%	13,5% / 16,5%	13,5% / 16,5%	13,5% / 16,5%	13,5% / 16,5%	13,5% / 16,5%	13,5% / 16,5%	13,5% / 16,5%	**13,5% / 16,5%**	9% / 10,5%	9% / 10,5%	9% / 10,5%	**9% / 10,5%**

Subordinated loan	
Balance as of the beginning of the period	**9.409.155,29 €**
Balance increase from tap up	0,00 €
Redemption payments from term take out	0,00 €
Regular redemption from waterfall	101.485,74 €
Redemption from cash collateral account	0,00 €
Capitalization of interest	0,00 €
Balance as of the end of the period	**9.307.669,55 €**
Current OC amount (before TU / TTO)	5.858.972,06 €
Current OC percentage (before TU / TTO)	2,4261%
Current OC amount (after TU / TTO)	13.898.117,21 €
Current OC percentage (after TU / TTO)	5,5719%

Cash collateral account (CCA)

Cash collateral account (CCA)		in percentage of Class A Note and Class B Note
Initial balance at poolcut	**8.496.000,00 €**	**1,20%**
Targeted balance (floor)	**6.956.739,53 €**	
Thereof general cash reserve	6.956.739,53 €	
Thereof german trade tax risk reserve	0,00 €	
Balance as of the beginning of the period	**6.956.739,53 €**	**3,07%**
General payment from CCA	0,00 €	
General payment to CCA	0,00 €	
Loan administration fee risk reserve reclaimed from Cash collateral account on 26/06/2017*	0,00 €	
Payment from CCA due to TTO	0,00 €	0,00%
Payment to CCA due to tap-up	0,00 €	0,00%
Balance as of the end of the period	**6.956.739,53 €**	**3,08%**
Accrued interest	**0,00 €**	**0,00%**
Specified general CCA balance	**6.956.739,53 €**	
General cash reserve in percent of total current note balance	**3,08%**	
Maximum discounted receivables balance	**1.159.456.588,50 €**	
Cash Collateral account floor in percentage	**0,60%**	
Minimum specified general cash collateral	**6.956.739,53 €**	

*Due to FitchRatings' requirements, the loan administration fee was transferred to the cash

Swap fixing / Waterfall

Amortising interest rate swap	Class A	Class B
Underlying principal for reporting period	215.984.348,18 €	10.473.622,21 €
Fix interest rate	0,0300%	0,4000%
Floating interest rate	0,0000%	0,1500%
Net swap payments / receipts	5.572,34 €	440,34 €

Available distribution amount calculation	Payment to waterfall position	Remaining amount
1) Receivables collections amount	8.916.577,64 €	8.916.577,64 €
2) Accumulation account interest	0,00 €	8.916.577,64 €
3) Net swap receipts	0,00 €	8.916.577,64 €
4) Payments from the cash collateral account as provided for in clause 23.2 of the trust agreement	0,00 €	8.916.577,64 €
5) In case of an early amortisation event or after termination the revolving period, transfers from the accumulation account to the distribution account pursuant to clause 23.4 of the trust agreement	0,00 €	8.916.577,64 €
6) Buffer release amount	-496.033,83 €	8.420.543,81 €
Purchase price amount (plus collections from repurchased contracts)	0,00 €	8.420.543,81 €
Remaining amount from previous period	0,41 €	8.420.544,22 €

Waterfall	Payment to waterfall position	Remaining amount
Available distribution amount	-	8.420.544,22 €
1) Taxes	0,00 €	8.420.544,22 €
2) Payment to security trustee	0,00 €	8.420.544,22 €
2.1) Payment to security trustee	0,00 €	8.420.544,22 €
2.2) Payment to succesor of security trustee	0,00 €	8.420.544,22 €
3) Payment in respect of servicer fee	-208.073,77 €	8.212.470,45 €
4) Payment in respect of fees I	0,00 €	8.212.470,45 €
4.i) Payment to the corporate service provider	0,00 €	8.212.470,45 €
4. ii) Payment to the data protection trustee	0,00 €	8.212.470,45 €
4.iii) Payment to rating agencies	0,00 €	8.212.470,45 €
4.iv) Payment to process agent and the english process agent	0,00 €	8.212.470,45 €
5) Payment in respect of fees II	0,00 €	8.212.470,45 €
5.i) Payment to directors of the issuer	0,00 €	8.212.470,45 €
5.ii) Payment to issuer in respect of other administration costs and expenses	0,00 €	8.212.470,45 €
5.ii) Payment in respect of listing of the notes	0,00 €	8.212.470,45 €
5.ii) Payment in respect of admission to trading	0,00 €	8.212.470,45 €
5.ii) Payment in respect of auditors' fees	0,00 €	8.212.470,45 €
5.ii) Tax filing fees	0,00 €	8.212.470,45 €
5.ii) Annual return or excempt company status fees	0,00 €	8.212.470,45 €
6) Payment to account bank, cash administrator, principal paying agent, interest determination agent, calculation agent and registrar	-3.062,12 €	8.209.408,33 €
7) Equal rank swap payments - Series A and B	-6.012,68 €	8.203.395,65 €
- Net swap payments on series A 2015-1	-1.082,50 €	8.208.325,83 €
- Net swap payments on series A 2015-2	-219,84 €	8.208.105,99 €
- Net swap payments on series A 2015-3	-405,00 €	8.207.700,99 €
- Net swap payments on series A 2015-4	-1.077,50 €	8.206.623,49 €
- Net swap payments on series A 2015-5	-495,00 €	8.206.128,49 €
- Net swap payments on series A 2015-6	-495,00 €	8.205.633,49 €
- Net swap payments on series A 2015-7	-495,00 €	8.205.138,49 €
- Net swap payments on series A 2015-8	-495,00 €	8.204.643,49 €
- Net swap payments on series A 2015-9	-807,50 €	8.203.835,99 €
- Net swap payments on series B 2015-1	-202,84 €	8.203.633,15 €
- Net swap payments on series B 2015-2	-47,50 €	8.203.585,65 €
- Net swap payments on series B 2015-3	-190,00 €	8.203.395,65 €
8) Interest payment class A	0,00 €	8.203.395,65 €
(a) Accrued interest & (b) interest shortfalls on series A 2015-1	0,00 €	8.203.395,65 €
(a) Accrued interest & (b) interest shortfalls on series A 2015-2	0,00 €	8.203.395,65 €
(a) Accrued interest & (b) interest shortfalls on series A 2015-3	0,00 €	8.203.395,65 €
(a) Accrued interest & (b) interest shortfalls on series A 2015-4	0,00 €	8.203.395,65 €
(a) Accrued interest & (b) interest shortfalls on series A 2015-5	0,00 €	8.203.395,65 €
(a) Accrued interest & (b) interest shortfalls on series A 2015-6	0,00 €	8.203.395,65 €
(a) Accrued interest & (b) interest shortfalls on series A 2015-7	0,00 €	8.203.395,65 €
(a) Accrued interest & (b) interest shortfalls on series A 2015-8	0,00 €	8.203.395,65 €
(a) Accrued interest & (b) interest shortfalls on series A 2015-9	0,00 €	8.203.395,65 €
9) Interest payment class B	-2.100,86 €	8.201.294,79 €
(a) Accrued interest & (b) interest shortfalls on series B 2015-1	-121,70 €	8.203.273,95 €
(a) Accrued interest & (b) interest shortfalls on series B 2015-2	-395,83 €	8.202.878,12 €
(a) Accrued interest & (b) interest shortfalls on series B 2015-3	-1.583,33 €	8.201.294,79 €
10) Payment to cash collateral account	0,00 €	8.201.294,79 €
11) Redemption amount class A	-218.343,63 €	7.982.951,16 €
(a) Redemption on series A 2015-1	0,00 €	7.982.951,16 €
(a) Redemption on series A 2015-2	-218.343,63 €	7.764.607,53 €
(a) Redemption on series A 2015-3	0,00 €	7.764.607,53 €
(a) Redemption on series A 2015-4	0,00 €	7.764.607,53 €
(a) Redemption on series A 2015-5	0,00 €	7.764.607,53 €
(a) Redemption on series A 2015-6	0,00 €	7.764.607,53 €
(a) Redemption on series A 2015-7	0,00 €	7.764.607,53 €
(a) Redemption on series A 2015-8	0,00 €	7.764.607,53 €
(a) Redemption on series A 2015-9	0,00 €	7.764.607,53 €
Remaining rounding amount from current period class A	-0,04 €	7.982.951,12 €
Class A accumulation amount	-7.859.751,22 €	**123.199,90 €**
12) Redemption amount class B	-14.265,24 €	108.934,66 €
(a) Redemption on series B 2015-1	-14.265,24 €	108.934,66 €
(a) Redemption on series B 2015-2	0,00 €	108.934,66 €
(a) Redemption on series B 2015-3	0,00 €	108.934,66 €
Remaining rounding amount from current period class B	-0,01 €	108.934,65 €
Class B accumulation amount	0,00 €	108.934,65 €
13) Payments to swap counterparties, not subsumed under item seventh	0,00 €	108.934,65 €
14) Accrued and unpaid interest on the subordinated loan	-7.448,91 €	101.485,74 €
14.1) Interest subordinated loan	-7.448,91 €	101.485,74 €
14.2) Unpaid interest subordinated loan	0,00 €	101.485,74 €
15) Redemption subordinated loan	-101.485,74 €	0,00 €
16) Final success fee	0,00 €	0,00 €

Distribution of cash collateral account surplus	Payment to waterfall position	Remaining amount
Payment from CCA - Payment to subordinated lender	0,00 €	0,00 €
Payment in respect of regular interest to subordinated lender	0,00 €	0,00 €
Payment in respect of interest shortfalls to subordinated lender	0,00 €	0,00 €
Payment in respect of regular redemption to subordinated lender	0,00 €	0,00 €
Final success fee	0,00 €	0,00 €

Payments due to term take out - not part of the waterfall	Payment	Remaining amount
Purchase price from term take out	0,00 €	0,00 €
Redemption class A	0,00 €	0,00 €
Redemption class B	0,00 €	0,00 €
Redemption subordinated loan	0,00 €	0,00 €

Retention of net economic interest

Retention amount at poolcut

Type of asset	Number of contracts	Percentage of contracts	Outstanding discounted balance	Percentage of discounted balance
Portfolio sold to SPV	52.745	92,57%	750.026.298,61 €	93,00%
Retention of VW Bank	4.233	7,43%	56.441.500,24 €	7,00%
Total	**56.978**	**100,00%**	**806.467.798,85 €**	**100,00%**

Retention amount at end of reporting period

Type of asset	Number of contracts	Percentage of contracts	Outstanding discounted balance	Percentage of discounted balance
Portfolio sold to SPV	17.864	91,37%	249.366.148,28 €	92,35%
Retention of VW Bank	1.688	8,63%	20.664.366,27 €	7,65%
Total	**19.552**	**100,00%**	**270.030.514,55 €**	**100,00%**

In its capacity as originator and original lender, Volkswagen Bank GmbH complies with the retention requirements of a material net economic interest in accordance with with article 405 Abs. 1 c CRR or if applicable Article 6 (3) (c) Securitisation Regulation and in each case the corresponding delegated regulation 625/2014 article 10.

By adhering to option c) of the direction, Volkwagen Bank GmbH will keep the exposures designated for retention on its balance sheet on an ongoing basis.

The latest end of month level of retention will be published on a monthly basis within the investor report.

Amortisation profile I

Note class	Class A		Class B	
WAL	At closing: 2,60 yrs	Currently: 1,72 yrs	At closing: 3,29 yrs	Currently: 2,00 yrs
Payment date	Actual note balance	Forecasted note balance	Actual note balance	Forecasted note balance
27.07.2015	676.500.000,00 €	-	31.500.000,00 €	-
25.08.2015	676.500.000,00 €	-	31.500.000,00 €	-
25.09.2015	676.500.000,00 €	-	31.500.000,00 €	-
25.10.2015	676.500.000,00 €	-	31.500.000,00 €	-
25.11.2015	1.020.100.000,00 €	-	47.500.000,00 €	-
25.12.2015	1.020.100.000,00 €	-	47.500.000,00 €	-
25.01.2016	1.020.100.000,00 €	-	47.500.000,00 €	-
25.02.2016	1.020.100.000,00 €	-	47.500.000,00 €	-
25.03.2016	1.020.100.000,00 €	-	47.500.000,00 €	-
25.04.2016	1.020.100.000,00 €	-	47.500.000,00 €	-
25.05.2016	1.020.100.000,00 €	-	47.500.000,00 €	-
25.06.2016	1.020.100.000,00 €	-	47.500.000,00 €	-
25.07.2016	1.020.100.000,00 €	-	47.500.000,00 €	-
25.08.2016	1.020.100.000,00 €	-	47.500.000,00 €	-
25.09.2016	1.020.100.000,00 €	-	47.500.000,00 €	-
25.10.2016	1.020.100.000,00 €	-	47.500.000,00 €	-
25.11.2016	1.020.100.000,00 €	-	47.500.000,00 €	-
25.12.2016	1.020.100.000,00 €	-	47.500.000,00 €	-
25.01.2017	1.020.100.000,00 €	-	47.500.000,00 €	-
25.02.2017	1.020.100.000,00 €	-	47.500.000,00 €	-
25.03.2017	1.020.100.000,00 €	-	47.500.000,00 €	-
25.04.2017	1.020.100.000,00 €	-	47.500.000,00 €	-
25.05.2017	1.020.100.000,00 €	-	47.500.000,00 €	-
25.06.2017	1.020.100.000,00 €	-	47.500.000,00 €	-
25.07.2017	1.020.100.000,00 €	-	47.500.000,00 €	-
25.08.2017	1.020.100.000,00 €	-	47.500.000,00 €	-
25.09.2017	1.020.100.000,00 €	-	47.500.000,00 €	-
25.10.2017	1.020.100.000,00 €	-	47.500.000,00 €	-
25.11.2017	1.020.100.000,00 €	-	47.500.000,00 €	-
25.12.2017	1.020.100.000,00 €	-	47.500.000,00 €	-
25.01.2018	1.020.100.000,00 €	-	47.500.000,00 €	-
25.02.2018	1.020.100.000,00 €	-	47.500.000,00 €	-
25.03.2018	219.800.000,00 €	-	10.600.000,00 €	-
25.04.2018	219.800.000,00 €	-	10.600.000,00 €	-
25.05.2018	219.800.000,00 €	-	10.600.000,00 €	-
25.06.2018	219.800.000,00 €	-	10.600.000,00 €	-
25.07.2018	219.541.756,37 €	-	10.600.000,00 €	-
25.08.2018	219.275.393,09 €	-	10.600.000,00 €	-
25.09.2018	219.021.537,89 €	-	10.600.000,00 €	-
25.10.2018	218.778.677,42 €	-	10.600.000,00 €	-
25.11.2018	218.535.636,83 €	-	10.600.000,00 €	-
25.12.2018	218.285.093,33 €	-	10.600.000,00 €	-
25.01.2019	218.068.318,91 €	-	10.600.000,00 €	-
25.02.2019	217.823.440,07 €	-	10.590.265,22 €	-
25.03.2019	217.567.280,36 €	-	10.581.548,60 €	-
25.04.2019	217.293.332,09 €	-	10.563.701,87 €	-
25.05.2019	217.012.704,56 €	-	10.545.077,22 €	-
25.06.2019	216.706.199,60 €	-	10.521.624,89 €	-
25.07.2019	216.486.543,26 €	-	10.521.624,89 €	-
25.08.2019	216.220.607,48 €	-	10.492.896,63 €	-
25.09.2019	215.984.348,18 €	-	10.473.622,21 €	-
25.10.2019	215.766.004,55 €	-	10.459.356,97 €	-
25.11.2019	-	215.483.271,72 €	-	10.459.356,97 €
25.12.2019	-	215.257.160,13 €	-	10.210.463,74 €
25.01.2020	-	215.024.427,93 €	-	10.010.222,41 €
25.02.2020	-	214.787.386,02 €	-	9.803.442,41 €
25.03.2020	-	214.543.930,04 €	-	9.593.485,82 €
25.04.2020	-	214.302.114,91 €	-	9.500.000,00 €
25.05.2020	-	214.100.000,00 €	-	9.500.000,00 €
25.06.2020	-	214.100.000,00 €	-	9.500.000,00 €
25.07.2020	-	205.063.109,14 €	-	9.500.000,00 €
25.08.2020	-	196.025.201,77 €	-	9.500.000,00 €
25.09.2020	-	187.187.728,67 €	-	9.500.000,00 €
25.10.2020	-	178.343.954,76 €	-	9.500.000,00 €
25.11.2020	-	168.976.883,57 €	-	9.500.000,00 €
25.12.2020	-	161.466.506,05 €	-	9.500.000,00 €
25.01.2021	-	154.047.120,89 €	-	9.500.000,00 €
25.02.2021	-	146.315.896,83 €	-	9.500.000,00 €
25.03.2021	-	139.305.684,40 €	-	9.500.000,00 €
25.04.2021	-	131.792.291,73 €	-	9.470.104,80 €
25.05.2021	-	123.583.458,22 €	-	8.880.248,50 €
25.06.2021	-	116.250.247,00 €	-	8.353.311,16 €
25.07.2021	-	109.885.131,08 €	-	7.895.937,56 €
25.08.2021	-	103.427.217,35 €	-	7.431.895,86 €
25.09.2021	-	97.601.633,90 €	-	7.013.291,06 €
25.10.2021	-	90.820.164,55 €	-	7.013.291,06 €
25.11.2021	-	81.537.902,21 €	-	7.013.291,06 €
25.12.2021	-	72.500.339,74 €	-	7.013.291,06 €
25.01.2022	-	63.919.194,33 €	-	7.013.291,06 €
25.02.2022	-	0,00 €	-	0,00 €

*Based on the following assumptions: CPR of 10% and Clean-Up-Call at **10**% of the oustanding portfolio

Amortisation profile II

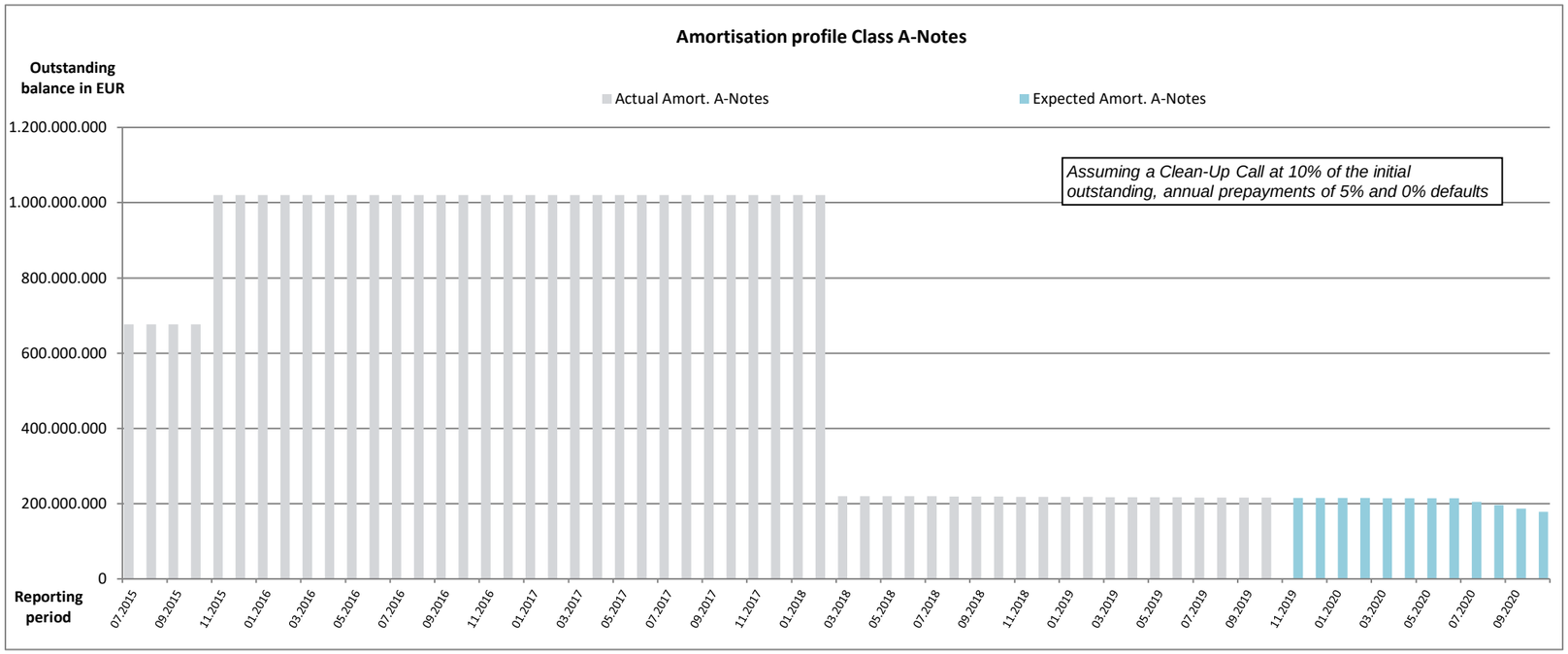

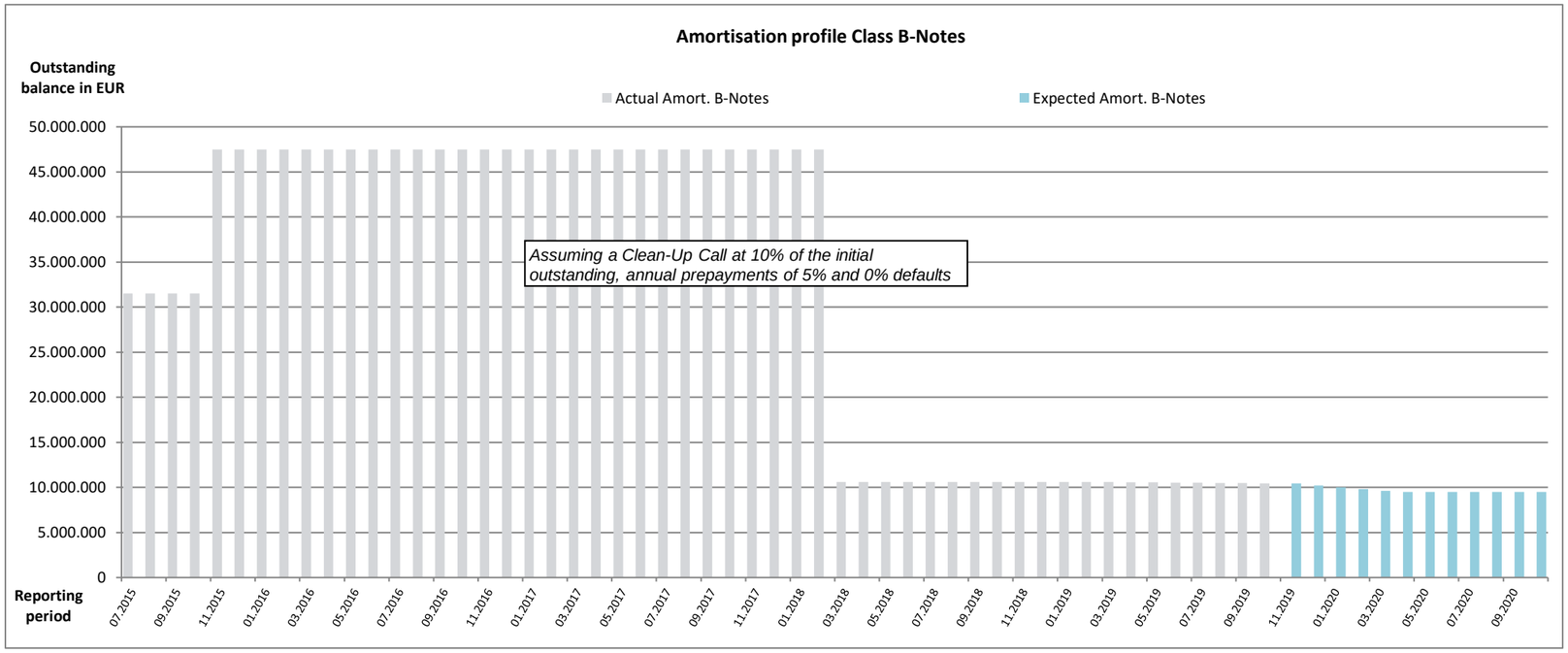

Run out schedule I

Reporting period	Principal	Interest	Instalment
arrears	2.647.194,04 €	64.830,02 €	2.712.024,06 €
10.2019	5.801.140,04 €	728.621,42 €	6.529.761,46 €
11.2019	6.051.025,42 €	711.525,13 €	6.762.550,55 €
12.2019	6.187.245,01 €	693.670,74 €	6.880.915,75 €
01.2020	6.195.782,25 €	675.671,03 €	6.871.453,28 €
02.2020	6.287.347,34 €	657.385,91 €	6.944.733,25 €
03.2020	6.052.049,39 €	639.025,70 €	6.691.075,09 €
04.2020	5.693.703,88 €	621.348,33 €	6.315.052,21 €
05.2020	5.399.981,13 €	604.556,35 €	6.004.537,48 €
06.2020	5.577.823,58 €	588.493,29 €	6.166.316,87 €
07.2020	5.834.979,29 €	571.906,80 €	6.406.886,09 €
08.2020	5.773.972,34 €	554.881,80 €	6.328.854,14 €
09.2020	5.949.872,51 €	537.692,76 €	6.487.565,27 €
10.2020	6.776.539,12 €	520.553,56 €	7.297.092,68 €
11.2020	6.432.771,64 €	500.141,58 €	6.932.913,22 €
12.2020	6.461.171,87 €	481.100,53 €	6.942.272,40 €
01.2021	7.024.790,83 €	461.832,81 €	7.486.623,64 €
02.2021	6.130.913,62 €	440.966,88 €	6.571.880,50 €
03.2021	6.979.393,95 €	422.907,67 €	7.402.301,62 €
04.2021	8.084.841,27 €	402.106,85 €	8.486.948,12 €
05.2021	6.935.590,99 €	378.312,14 €	7.313.903,13 €
06.2021	5.687.702,51 €	357.748,74 €	6.045.451,25 €
07.2021	6.017.993,80 €	340.957,97 €	6.358.951,77 €
08.2021	5.252.352,67 €	323.137,86 €	5.575.490,53 €
09.2021	5.196.228,31 €	307.709,42 €	5.503.937,73 €
10.2021	8.511.576,13 €	292.530,43 €	8.804.106,56 €
11.2021	8.289.213,64 €	267.595,46 €	8.556.809,10 €
12.2021	7.865.640,87 €	242.841,74 €	8.108.482,61 €
01.2022	8.465.437,30 €	219.360,93 €	8.684.798,23 €
02.2022	6.154.185,27 €	194.403,08 €	6.348.588,35 €
03.2022	5.543.598,71 €	176.488,84 €	5.720.087,55 €
04.2022	6.155.239,28 €	159.936,29 €	6.315.175,57 €
05.2022	5.004.200,02 €	141.686,06 €	5.145.886,08 €
06.2022	4.440.221,77 €	126.994,29 €	4.567.216,06 €
07.2022	4.693.386,00 €	113.762,85 €	4.807.148,85 €
08.2022	4.059.709,82 €	100.006,28 €	4.159.716,10 €
09.2022	2.786.093,96 €	87.945,04 €	2.874.039,00 €
10.2022	3.359.557,83 €	79.715,10 €	3.439.272,93 €
11.2022	3.505.201,22 €	69.897,78 €	3.575.099,00 €
12.2022	2.947.692,74 €	59.451,49 €	3.007.144,23 €
01.2023	2.817.012,32 €	50.784,18 €	2.867.796,50 €
02.2023	2.329.666,04 €	42.544,29 €	2.372.210,33 €
03.2023	2.409.349,12 €	35.522,83 €	2.444.871,95 €
04.2023	2.247.002,13 €	28.546,40 €	2.275.548,53 €
05.2023	1.464.038,65 €	21.785,74 €	1.485.824,39 €
06.2023	1.022.366,24 €	17.378,89 €	1.039.745,13 €
07.2023	877.104,61 €	14.365,28 €	891.469,89 €
08.2023	704.756,68 €	11.823,08 €	716.579,76 €
09.2023	344.630,91 €	9.686,11 €	354.317,02 €
10.2023	428.035,91 €	8.707,67 €	436.743,58 €
11.2023	450.234,52 €	7.504,63 €	457.739,15 €
12.2023	296.198,76 €	6.069,39 €	302.268,15 €
01.2024	338.615,56 €	5.194,65 €	343.810,21 €
02.2024	246.471,21 €	4.231,43 €	250.702,64 €
03.2024	199.893,28 €	3.470,07 €	203.363,35 €
04.2024	129.318,01 €	2.880,95 €	132.198,96 €
05.2024	202.380,40 €	2.499,71 €	204.880,11 €
06.2024	100.071,79 €	1.903,26 €	101.975,05 €
07.2024	89.718,95 €	1.608,26 €	91.327,21 €
08.2024	54.709,41 €	1.343,82 €	56.053,23 €
09.2024	43.960,85 €	1.182,52 €	45.143,37 €
10.2024	41.128,09 €	1.052,89 €	42.180,98 €
11.2024	36.450,37 €	931,75 €	37.382,12 €
12.2024	33.114,76 €	824,35 €	33.939,11 €
01.2025	30.248,05 €	726,73 €	30.974,78 €
02.2025	28.369,12 €	637,59 €	29.006,71 €
03.2025	25.895,40 €	554,01 €	26.449,41 €
04.2025	24.595,19 €	477,64 €	25.072,83 €
05.2025	22.250,87 €	405,17 €	22.656,04 €
06.2025	19.913,66 €	339,56 €	20.253,22 €
07.2025	18.013,01 €	280,91 €	18.293,92 €
08.2025	14.629,59 €	227,76 €	14.857,35 €
09.2025	12.465,40 €	184,67 €	12.650,07 €
10.2025	11.209,31 €	147,91 €	11.357,22 €
11.2025	10.650,21 €	114,86 €	10.765,07 €
12.2025	9.313,99 €	83,46 €	9.397,45 €
01.2026	7.338,30 €	56,03 €	7.394,33 €
02.2026	4.708,73 €	34,40 €	4.743,13 €
03.2026	2.405,10 €	20,51 €	2.425,61 €
04.2026	1.826,65 €	13,43 €	1.840,08 €
05.2026	1.168,26 €	8,02 €	1.176,28 €
06.2026	777,61 €	4,59 €	782,20 €
07.2026	779,90 €	2,30 €	782,20 €
08.2026	0,00 €	0,00 €	0,00 €
Total	**249.366.148,28 €**	**15.205.862,65 €**	**264.572.010,93 €**

Run out schedule II

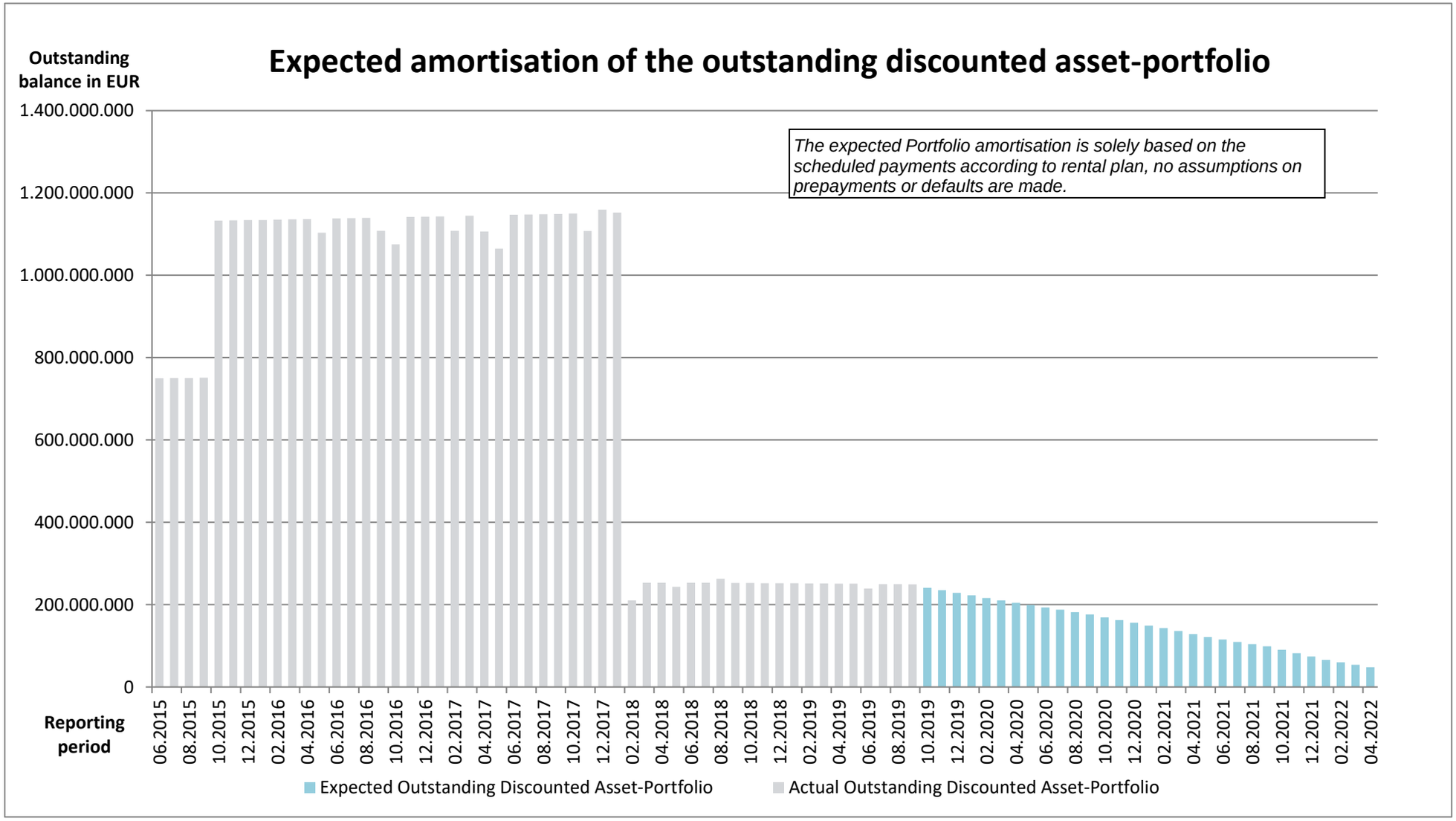

Outstanding contracts

Development of pool within reporting period	Number of contracts	Adjustments	Outstanding nominal balance
Beginning of period	17.967		265.025.817,75 €
Periodic reduction of nominal			9.070.340,51 €
Discount		81.172,14 €	
Fees for restructuring/Prolongation		-653,53 €	
Interest on arrears		701,86 €	
Compensation		81.220,47 €	
Write-Off		72.542,40 €	
Available collections amount			8.916.577,64 €
Repurchased loan contracts			
Total before Top/Tap-Up	**17.435**		**255.955.477,24 €**
Top/Tap-Up	429		8.616.533,69 €
Total after Top/Tap-Up	**17.864**		**264.572.010,93 €**

Collections by status	Number of contracts	Collections
Current	17.338	4.861.968,20 €
Delinquent	227	34.752,09 €
Early settlement	32.486	1.804.235,31 €
Default	299	68.340,10 €
End of term	30.967	2.149.254,09 €
Write-Off	474	-1.972,15 €
Total	**81.791**	**8.916.577,64 €**

Total portfolio as of pool cut date			Credit type				Customer type				Type of car					
			AutoCredit		ClassicCredit		Retail		Corporate		New cars		Used cars		Demonstration cars	
Contract status development I	Number of contracts	Outstanding discounted balance	Number of contracts	Outstanding discounted balance	Number of contracts	Outstanding discounted balance	Number of contracts	Outstanding discounted balance	Number of contracts	Outstanding discounted balance	Number of contracts	Outstanding discounted balance	Number of contracts	Outstanding discounted balance	Number of contracts	Outstanding discounted balance
Current	52.745	750.026.298,61 €	43.781	664.845.930,96 €	8.964	85.180.367,65 €	52.539	746.616.076,75 €	206	3.410.221,86 €	19.226	308.899.668,64 €	28.926	374.405.399,23 €	4.593	66.721.230,74 €
Delinquent	0	0,00 €	0	0,00 €	0	0,00 €	0	0,00 €	0	0,00 €	0	0,00 €	0	0,00 €	0	0,00 €
Early settlement	0	0,00 €	0	0,00 €	0	0,00 €	0	0,00 €	0	0,00 €	0	0,00 €	0	0,00 €	0	0,00 €
Default	0	0,00 €	0	0,00 €	0	0,00 €	0	0,00 €	0	0,00 €	0	0,00 €	0	0,00 €	0	0,00 €
End of term	0	0,00 €	0	0,00 €	0	0,00 €	0	0,00 €	0	0,00 €	0	0,00 €	0	0,00 €	0	0,00 €
Write-Off	0	0,00 €	0	0,00 €	0	0,00 €	0	0,00 €	0	0,00 €	0	0,00 €	0	0,00 €	0	0,00 €
Total	**52.745**	**750.026.298,61 €**	**43.781**	**664.845.930,96 €**	**8.964**	**85.180.367,65 €**	**52.539**	**746.616.076,75 €**	**206**	**3.410.221,86 €**	**19.226**	**308.899.668,64 €**	**28.926**	**374.405.399,23 €**	**4.593**	**66.721.230,74 €**

Total portfolio as of current reporting period			Credit type				Customer type				Type of car					
			AutoCredit		ClassicCredit		Retail		Corporate		New cars		Used cars		Demonstration cars	
Contract status development II	Number of contracts	Outstanding discounted balance	Number of contracts	Outstanding discounted balance	Number of contracts	Outstanding discounted balance	Number of contracts	Outstanding discounted balance	Number of contracts	Outstanding discounted balance	Number of contracts	Outstanding discounted balance	Number of contracts	Outstanding discounted balance	Number of contracts	Outstanding discounted balance
Current	17.338	243.751.404,90 €	14.257	221.342.507,07 €	3.081	22.408.897,83 €	17.252	242.601.288,71 €	86	1.150.116,19 €	5.773	97.833.909,12 €	9.911	121.325.820,06 €	1.654	24.591.675,72 €
Delinquent	227	3.039.443,14 €	194	2.771.447,46 €	33	267.995,68 €	227	3.039.443,14 €	0	0,00 €	58	891.149,82 €	147	1.753.211,86 €	22	395.081,46 €
Early settlement	32.486	0,00 €	26.085	0,00 €	6.401	0,00 €	32.252	0,00 €	234	0,00 €	8.536	0,00 €	21.512	0,00 €	2.438	0,00 €
Default	299	2.575.300,24 €	252	2.212.585,52 €	47	362.714,72 €	299	2.575.300,24 €	0	0,00 €	78	779.550,36 €	191	1.567.525,24 €	30	228.224,64 €
End of term	30.967	0,00 €	25.802	0,00 €	5.165	0,00 €	30.660	0,00 €	307	0,00 €	8.902	0,00 €	19.790	0,00 €	2.275	0,00 €
Write-Off	474	0,00 €	373	0,00 €	101	0,00 €	474	0,00 €	0	0,00 €	124	0,00 €	303	0,00 €	47	0,00 €
Total	**81.791**	**249.366.148,28 €**	**66.963**	**226.326.540,05 €**	**14.828**	**23.039.608,23 €**	**81.164**	**248.216.032,09 €**	**627**	**1.150.116,19 €**	**23.471**	**99.504.609,30 €**	**51.854**	**124.646.557,16 €**	**6.466**	**25.214.981,82 €**

Contract status development III	Contract status as of the end of the current period											
	Current		Delinquent		Early settlement		Default		End of term		Write-Off	
Contract status as of the begin of the period	Number of contracts	Outstanding discounted balance	Number of contracts	Outstanding discounted balance	Number of contracts	Outstanding discounted balance	Number of contracts	Outstanding discounted balance	Number of contracts	Outstanding discounted balance	Number of contracts	Outstanding discounted balance
Current	17.282	243.129.379,74 €	81	1.172.688,20 €	172	0,00 €	1	21.472,80 €	318	0,00 €	0	0,00 €
Delinquent	53	588.608,73 €	146	1.866.754,94 €	3	0,00 €	21	270.673,50 €	20	0,00 €	0	0,00 €
Early settlement	0	0,00 €	0	0,00 €	32.288	0,00 €	0	0,00 €	0	0,00 €	0	0,00 €
Default	3	33.416,43 €	0	0,00 €	2	0,00 €	277	2.283.153,94 €	5	0,00 €	12	0,00 €
End of term	0	0,00 €	0	0,00 €	21	0,00 €	0	0,00 €	30.624	0,00 €	1	0,00 €
Write-Off	0	0,00 €	0	0,00 €	0	0,00 €	0	0,00 €	0	0,00 €	461	0,00 €
Total	**17.338**	**243.751.404,90 €**	**227**	**3.039.443,14 €**	**32.486**	**0,00 €**	**299**	**2.575.300,24 €**	**30.967**	**0,00 €**	**474**	**0,00 €**

Delinquencies & Defaults I

Total portfolio					Credit type				Customer type				Type of car					
					AutoCredit		ClassicCredit		Retail		Corporate		New		Used		Demonstration	
Months in arrears	Number of contracts	Number of contracts (%)	Outstanding discounted balance	Outstanding discounted balance (%)	Number of contracts	Outstanding discounted balance	Number of contracts	Outstanding discounted balance3	Number of contracts	Outstanding discounted balance5	Number of contracts	Outstanding discounted balance7	Number of contracts	Outstanding discounted balance9	Number of contracts	Outstanding discounted balance11	Number of contracts	Outstanding discounted balance
0	0	0,00%	0,00 €	0,00%	0	0,00 €	0	0,00 €	0	0,00 €	0	0,00 €	0	0,00 €	0	0,00 €	0	0,00 €
1	108	0,60%	1.465.981,51 €	0,59%	87	1.287.113,92 €	21	178.867,59 €	108	1.465.981,51 €	0	0,00 €	26	430.421,31 €	74	922.058,73 €	8	113.501,47 €
2	53	0,30%	699.129,97 €	0,28%	46	630.408,82 €	7	68.721,15 €	53	699.129,97 €	0	0,00 €	15	206.065,77 €	30	358.120,27 €	8	134.943,93 €
3	31	0,17%	404.247,97 €	0,16%	28	399.148,78 €	3	5.099,19 €	31	404.247,97 €	0	0,00 €	4	58.320,78 €	25	260.927,75 €	2	84.999,44 €
4	14	0,08%	196.446,06 €	0,08%	12	181.138,31 €	2	15.307,75 €	14	196.446,06 €	0	0,00 €	5	85.529,79 €	8	95.442,30 €	1	15.473,97 €
5	6	0,03%	88.392,74 €	0,04%	6	88.392,74 €	0	0,00 €	6	88.392,74 €	0	0,00 €	3	71.810,38 €	3	16.582,36 €	0	0,00 €
6	2	0,01%	18.046,73 €	0,01%	2	18.046,73 €	0	0,00 €	2	18.046,73 €	0	0,00 €	1	1,20 €	1	18.045,53 €	0	0,00 €
7	2	0,01%	7.795,17 €	0,00%	2	7.795,17 €	0	0,00 €	2	7.795,17 €	0	0,00 €	0	0,00 €	1	161,03 €	1	7.634,14 €
8	0	0,00%	0,00 €	0,00%	0	0,00 €	0	0,00 €	0	0,00 €	0	0,00 €	0	0,00 €	0	0,00 €	0	0,00 €
9	3	0,02%	21.138,85 €	0,01%	3	21.138,85 €	0	0,00 €	3	21.138,85 €	0	0,00 €	1	58,63 €	2	21.080,22 €	0	0,00 €
10	0	0,00%	0,00 €	0,00%	0	0,00 €	0	0,00 €	0	0,00 €	0	0,00 €	0	0,00 €	0	0,00 €	0	0,00 €
11	1	0,01%	5.123,01 €	0,00%	1	5.123,01 €	0	0,00 €	1	5.123,01 €	0	0,00 €	0	0,00 €	1	5.123,01 €	0	0,00 €
12	1	0,01%	6,87 €	0,00%	1	6,87 €	0	0,00 €	1	6,87 €	0	0,00 €	1	6,87 €	0	0,00 €	0	0,00 €
>12	6	0,03%	133.134,26 €	0,05%	6	133.134,26 €	0	0,00 €	6	133.134,26 €	0	0,00 €	2	38.935,09 €	2	55.670,66 €	2	38.528,51 €
Total	**227**	**1,27%**	**3.039.443,14 €**	**1,22%**	**194**	**2.771.447,46 €**	**33**	**267.995,68 €**	**227**	**3.039.443,14 €**	**0**	**0,00 €**	**58**	**891.149,82 €**	**147**	**1.753.211,86 €**	**22**	**395.081,46 €**

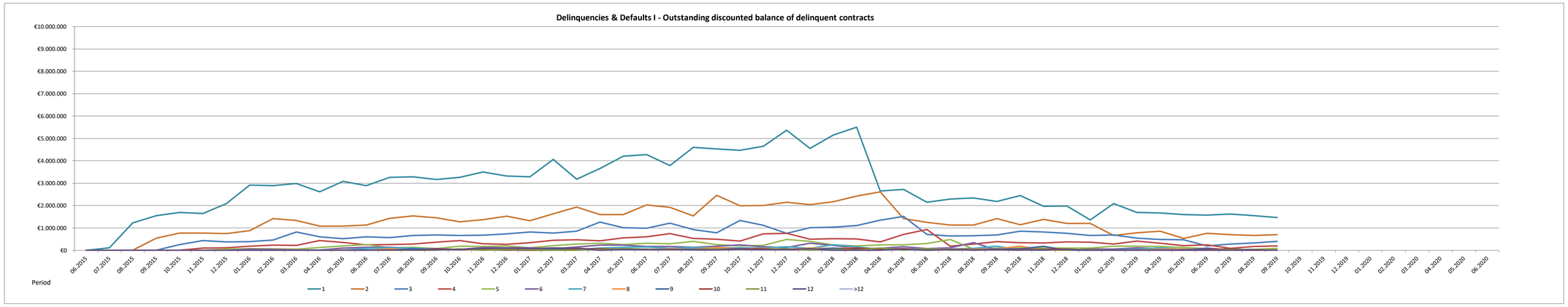

Delinquencies & Defaults II

Total portfolio					Credit type				Customer type				Type of car					
					AutoCredit		ClassicCredit		Retail		Corporate		New		Used		Demonstration	
Months in arrears	Number of contracts	Number of contracts (%)	Outstanding discounted balance	Outstanding discounted balance (%)	Number of contracts	Outstanding discounted balance	Number of contracts	Outstanding discounted balance	Number of contracts	Outstanding discounted balance	Number of contracts	Outstanding discounted balance2	Number of contracts	Outstanding discounted balance2	Number of contracts	Outstanding discounted balance22	Number of Contracts	Outstanding discounted balance3
0	73	0,41%	538.140,62 €	0,22%	49	1.287.113,92 €	24	178.867,59 €	73	1.465.981,51 €	0	0,00 €	16	430.421,31 €	49	922.058,73 €	8	113.501,47 €
1	7	0,04%	27.988,27 €	0,01%	6	630.408,82 €	1	68.721,15 €	7	699.129,97 €	0	0,00 €	0	206.065,77 €	7	358.120,27 €	0	134.943,93 €
2	15	0,08%	168.637,08 €	0,07%	15	399.148,78 €	0	5.099,19 €	15	404.247,97 €	0	0,00 €	4	58.320,78 €	10	260.927,75 €	1	84.999,44 €
3	20	0,11%	132.744,25 €	0,05%	17	181.138,31 €	3	15.307,75 €	20	196.446,06 €	0	0,00 €	3	85.529,79 €	14	95.442,30 €	3	15.473,97 €
4	13	0,07%	103.870,17 €	0,04%	12	88.392,74 €	1	0,00 €	13	88.392,74 €	0	0,00 €	5	71.810,38 €	8	16.582,36 €	0	0,00 €
5	19	0,11%	146.220,77 €	0,06%	15	18.046,73 €	4	0,00 €	19	18.046,73 €	0	0,00 €	6	1,20 €	11	18.045,53 €	2	0,00 €
6	15	0,08%	156.285,16 €	0,06%	13	7.795,17 €	2	0,00 €	15	7.795,17 €	0	0,00 €	5	0,00 €	9	161,03 €	1	7.634,14 €
7	15	0,08%	163.150,52 €	0,07%	13	0,00 €	2	0,00 €	15	0,00 €	0	0,00 €	4	0,00 €	10	0,00 €	1	0,00 €
8	11	0,06%	86.090,97 €	0,03%	10	21.138,85 €	1	0,00 €	11	21.138,85 €	0	0,00 €	3	58,63 €	3	21.080,22 €	5	0,00 €
9	11	0,06%	89.722,67 €	0,04%	9	0,00 €	2	0,00 €	11	0,00 €	0	0,00 €	4	0,00 €	6	0,00 €	1	0,00 €
10	7	0,04%	41.714,53 €	0,02%	5	5.123,01 €	2	0,00 €	7	5.123,01 €	0	0,00 €	2	0,00 €	4	5.123,01 €	1	0,00 €
11	2	0,01%	22.746,27 €	0,01%	2	6,87 €	0	0,00 €	2	6,87 €	0	0,00 €	0	6,87 €	2	0,00 €	0	0,00 €
12	10	0,06%	132.880,12 €	0,05%	9	133.134,26 €	1	0,00 €	10	133.134,26 €	0	0,00 €	2	38.935,09 €	8	55.670,66 €	0	38.528,51 €
>12	81	0,45%	765.108,84 €	0,31%	77	2.771.447,46 €	4	267.995,68 €	81	3.039.443,14 €	0	0,00 €	24	891.149,82 €	50	1.753.211,86 €	7	395.081,46 €
Total	**299**	**1,67%**	**2.575.300,24 €**	**1,03%**	252	5.542.894,92 €	47	535.991,36 €	299	6.078.886,28 €	0	0,00 €	78	1.782.299,64 €	191	3.506.423,72 €	30	790.162,92 €

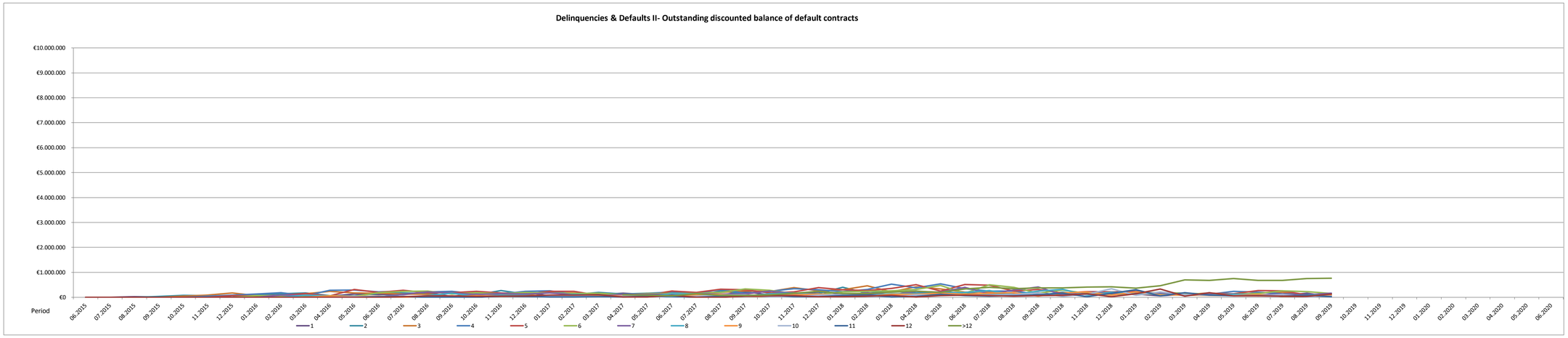

Delinquencies & Defaults III

Total portfolio					Credit type				Customer type				Type of car					
					AutoCredit		ClassicCredit		Retail		Corporate		New		Used		Demonstration	
Months in arrears	Number of contracts	Number of contracts (%)	Outstanding discounted balance	Outstanding discounted balance (%)	Number of contracts	Outstanding discounted balance	Number of contracts	Outstanding discounted balance3	Number of contracts	Outstanding discounted balance5	Number of contracts	Outstanding discounted balance7	Number of contracts	Outstanding discounted balance9	Number of contracts	Outstanding discounted balance11	Number of contracts	Outstanding discounted balance113
0	73	0,41%	538.140,62 €	0,22%	49	1.287.113,92 €	24	178.867,59 €	73	1.465.981,51 €	0	0,00 €	16	430.421,31 €	49	922.058,73 €	8	113.501,47 €
1	115	0,64%	1.493.969,78 €	0,60%	93	1.917.522,74 €	22	247.588,74 €	115	2.165.111,48 €	0	0,00 €	26	636.487,08 €	81	1.280.179,00 €	8	248.445,40 €
2	68	0,38%	867.767,05 €	0,35%	61	1.029.557,60 €	7	73.820,34 €	68	1.103.377,94 €	0	0,00 €	19	264.386,55 €	40	619.048,02 €	9	219.943,37 €
3	51	0,29%	536.992,22 €	0,22%	45	580.287,09 €	6	20.406,94 €	51	600.694,03 €	0	0,00 €	7	143.850,57 €	39	356.370,05 €	5	100.473,41 €
4	27	0,15%	300.316,23 €	0,12%	24	269.531,05 €	3	15.307,75 €	27	284.838,80 €	0	0,00 €	10	157.340,17 €	16	112.024,66 €	1	15.473,97 €
5	25	0,14%	234.613,51 €	0,09%	21	106.439,47 €	4	0,00 €	25	106.439,47 €	0	0,00 €	9	71.811,58 €	14	34.627,89 €	2	0,00 €
6	17	0,10%	174.331,89 €	0,07%	15	25.841,90 €	2	0,00 €	17	25.841,90 €	0	0,00 €	6	1,20 €	10	18.206,56 €	1	7.634,14 €
7	17	0,10%	170.945,69 €	0,07%	15	7.795,17 €	2	0,00 €	17	7.795,17 €	0	0,00 €	4	0,00 €	11	161,03 €	2	7.634,14 €
8	11	0,06%	86.090,97 €	0,03%	10	21.138,85 €	1	0,00 €	11	21.138,85 €	0	0,00 €	3	58,63 €	3	21.080,22 €	5	0,00 €
9	14	0,08%	110.861,52 €	0,04%	12	21.138,85 €	2	0,00 €	14	21.138,85 €	0	0,00 €	5	58,63 €	8	21.080,22 €	1	0,00 €
10	7	0,04%	41.714,53 €	0,02%	5	5.123,01 €	2	0,00 €	7	5.123,01 €	0	0,00 €	2	0,00 €	4	5.123,01 €	1	0,00 €
11	3	0,02%	27.869,28 €	0,01%	3	5.129,88 €	0	0,00 €	3	5.129,88 €	0	0,00 €	0	6,87 €	3	5.123,01 €	0	0,00 €
12	11	0,06%	132.886,99 €	0,05%	10	133.141,13 €	1	0,00 €	11	133.141,13 €	0	0,00 €	3	38.941,96 €	8	55.670,66 €	0	38.528,51 €
>12	87	0,49%	898.243,10 €	0,36%	83	2.904.581,72 €	4	267.995,68 €	87	3.172.577,40 €	0	0,00 €	26	930.084,91 €	52	1.808.882,52 €	9	433.609,97 €
Total	**526**	**2,94%**	**5.614.743,38 €**	**2,25%**	**446**	**8.314.342,38 €**	**80**	**803.987,04 €**	**526**	**9.118.329,42 €**	**0**	**0,00 €**	**136**	**2.673.449,46 €**	**338**	**5.259.635,58 €**	**52**	**1.185.244,38 €**

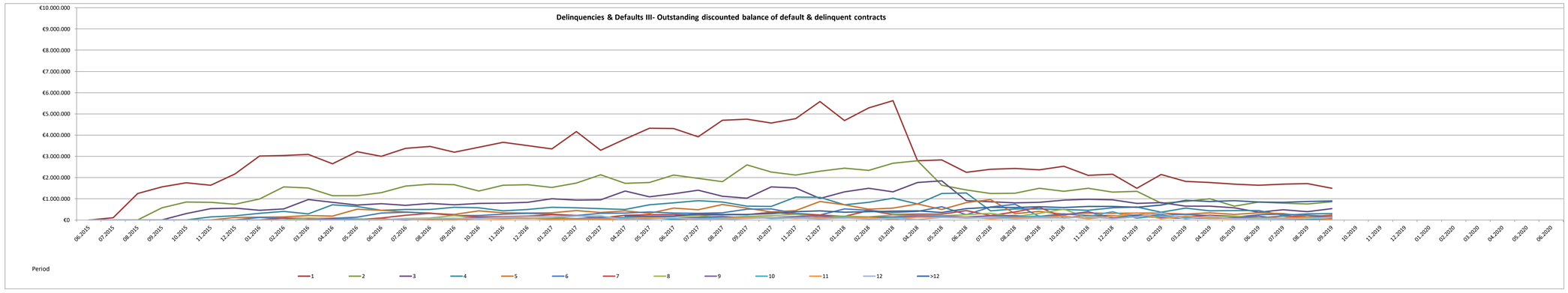

Defaults & recoveries

	Defaults & recoveries								
Credit type	Vehicle status	Number of contracts	Outstanding nominal balance at date of default	Outstanding discounted balance at date of default	Total Write-Offs	Total recoveries	Total discount	Outstanding nominal balance end of reporting period	Outstanding discounted balance end of reporting period
Auto Credit	New Cars	294	4.541.020,72 €	4.336.392,35 €	880.698,56 €	2.816.124,78 €	98.993,38 €	745.204,00 €	732.401,90 €
	Used Cars	708	8.345.036,57 €	7.988.677,25 €	1.340.801,61 €	5.544.287,39 €	166.678,37 €	1.293.269,20 €	1.255.105,66 €
	Demonstration Cars	101	1.702.948,89 €	1.606.440,93 €	333.072,06 €	1.090.389,96 €	47.862,43 €	231.624,44 €	225.077,96 €
Total Auto Credit		**1.103**	**14.589.006,18 €**	**13.931.510,53 €**	**2.554.572,23 €**	**9.450.802,13 €**	**313.534,18 €**	**2.270.097,64 €**	**2.212.585,52 €**
Classic Credit	New Cars	22	351.443,49 €	332.128,51 €	77.814,02 €	212.269,94 €	11.364,60 €	49.994,93 €	47.148,46 €
	Used Cars	185	1.930.617,64 €	1.790.657,54 €	513.093,12 €	1.013.421,79 €	73.938,71 €	330.164,02 €	312.419,58 €
	Demonstration Cars	11	110.624,01 €	104.913,31 €	33.910,35 €	71.722,15 €	1.784,52 €	3.206,99 €	3.146,68 €
Total Classic Credit		**218**	**2.392.685,14 €**	**2.227.699,36 €**	**624.817,49 €**	**1.297.413,88 €**	**87.087,83 €**	**383.365,94 €**	**362.714,72 €**
Total		**1.321**	**16.981.691,32 €**	**16.159.209,89 €**	**3.179.389,72 €**	**10.748.216,01 €**	**400.622,01 €**	**2.653.463,58 €**	**2.575.300,24 €**

Write-Offs

Write-Offs of the monthly period	Spalte1	Spalte2	Spalte3
Credit type	**Type of car**	**Number of contracts**	**Write-Offs**
AutoCredit loans	New	3	33.382,87 €
	Used	3	12.343,90 €
	Demo	2	17.024,72 €
Subtotal		**8**	**62.751,49 €**
ClassicCredit	New	0	0,00 €
	Used	4	9.790,91 €
	Demo	0	0,00 €
Subtotal		**4**	**9.790,91 €**
Total		**12**	**72.542,40 €**

Cumulative Write-Offs as of the end of the monthly period	3.179.389,72 €
Discounted balance of all initial and additional assets	2.412.286.553,53 €
Cumulative net loss ratio	0,13180%

	Current period		Cumulative Write-Offs	
Monthly period	**Number of contracts**	**Write-Offs**	**Number of contracts**	**Write-Offs**
06.2015	0	0,00 €	0	0,00 €
07.2015	0	0,00 €	0	0,00 €
08.2015	0	0,00 €	0	0,00 €
09.2015	3	9.766,75 €	3	9.766,75 €
10.2015	1	440,87 €	4	10.207,62 €
11.2015	0	0,00 €	4	10.207,62 €
12.2015	3	8.559,64 €	7	18.767,26 €
01.2016	2	11.673,77 €	9	30.441,03 €
02.2016	2	15.106,39 €	11	45.547,42 €
03.2016	1	3.164,18 €	12	48.711,60 €
04.2016	7	31.761,13 €	19	80.472,73 €
05.2016	3	26.140,07 €	22	106.612,80 €
06.2016	4	34.888,35 €	26	141.501,15 €
07.2016	3	23.128,01 €	29	164.629,16 €
08.2016	13	93.878,85 €	42	258.508,01 €
09.2016	7	42.818,11 €	49	301.326,12 €
10.2016	7	63.789,54 €	56	365.115,66 €
11.2016	8	48.647,48 €	64	413.763,14 €
12.2016	11	94.502,62 €	75	508.265,76 €
01.2017	11	113.726,06 €	86	621.991,82 €
02.2017	8	45.697,38 €	94	667.689,20 €
03.2017	10	85.789,49 €	104	753.478,69 €
04.2017	10	47.352,80 €	114	800.831,49 €
05.2017	13	92.093,16 €	127	892.924,65 €
06.2017	17	88.016,64 €	144	980.941,29 €
07.2017	7	46.353,95 €	151	1.027.295,24 €
08.2017	10	98.165,62 €	161	1.125.460,86 €
09.2017	10	90.381,32 €	171	1.215.842,18 €
10.2017	7	39.057,16 €	178	1.254.899,34 €
11.2017	22	116.457,14 €	200	1.371.356,48 €
12.2017	16	98.882,72 €	216	1.470.239,20 €
01.2018	16	69.276,20 €	232	1.539.515,40 €
02.2018	22	133.634,87 €	254	1.673.150,27 €
03.2018	14	59.076,28 €	268	1.732.226,55 €
04.2018	19	96.275,06 €	287	1.828.501,61 €
05.2018	11	105.764,11 €	298	1.934.265,72 €
06.2018	11	50.279,91 €	309	1.984.545,63 €
07.2018	14	55.747,90 €	323	2.040.293,53 €
08.2018	10	47.542,76 €	333	2.087.836,29 €
09.2018	10	89.683,44 €	343	2.177.519,73 €
10.2018	15	132.266,45 €	358	2.309.786,18 €
11.2018	21	154.296,06 €	379	2.464.082,24 €
12.2018	7	42.891,68 €	386	2.506.973,92 €
01.2019	11	119.941,73 €	397	2.626.915,65 €
02.2019	16	117.459,92 €	413	2.744.375,57 €
03.2019	7	77.143,77 €	420	2.821.519,34 €
04.2019	10	94.507,23 €	430	2.916.026,57 €
05.2019	10	63.815,55 €	440	2.979.842,12 €
06.2019	7	56.061,18 €	447	3.035.903,30 €
07.2019	12	52.143,18 €	459	3.088.046,48 €
08.2019	3	18.800,84 €	462	3.106.847,32 €
09.2019	12	72.542,40 €	474	3.179.389,72 €
10.2019				
Total	**474**	**3.179.389,72 €**	**474**	**3.179.389,72 €**

Deposits

	Number of customers with deposits	Outstanding nominal balance of customers with deposits	Outstanding discounted balance of customers with deposits	Deposits
	85	1.002.920,94 €	971.261,15 €	265.400,14 €
Total	**85**	**1.002.920,94 €**	**971.261,15 €**	**265.400,14 €**

	Current set off risk	Trigger*
Borrower deposits in % of aggregate discounted balance EoP	**0,1064%**	**1,00%**

*(a) Breach of this trigger in conjunction with the loss of VW Bank's investment grade rating from Fitch, or (b) a loss of S&P's A-2 Rating obliges VW Bank to post additional collateral equal to the potential set-off risk which will be adjusted on a monthly basis (the "Set-Off risk reserve"). The Set-Off risk reserve shall be deposited in the cash collateral account and is exclusively reserved to cover set-off risks.

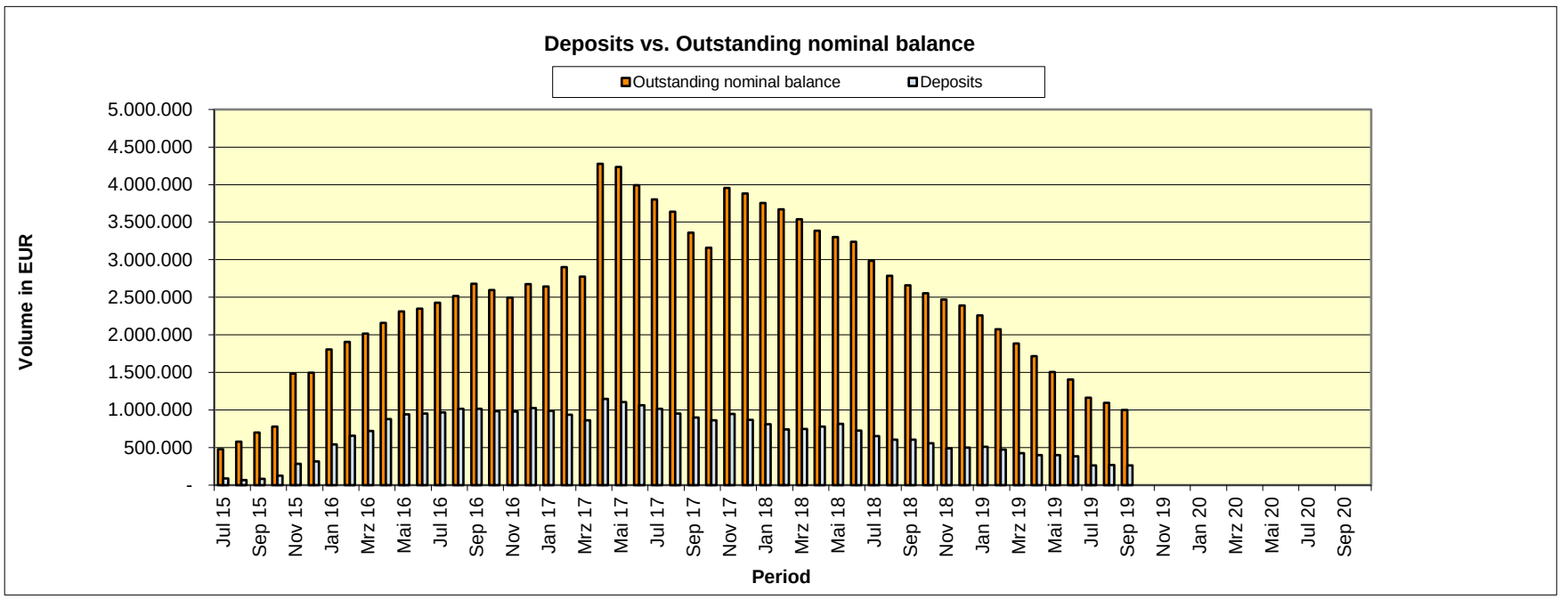

Prepayments

Reporting period	Unscheduled payments	Discounted balance as of previous period	Periodic CPR	Annualised CPR
Poolcut	-	-	-	-
31.07.2015	7.073.418,60 €	750.026.298,61 €	0,943%	10,748%
31.08.2015	7.533.412,95 €	750.480.201,58 €	1,004%	11,402%
30.09.2015	6.385.857,58 €	750.889.020,61 €	0,850%	9,741%
31.10.2015	5.884.143,27 €	751.272.640,23 €	0,783%	9,004%
30.11.2015	6.119.098,49 €	1.132.682.246,83 €	0,540%	6,294%
31.12.2015	6.365.219,73 €	1.133.288.702,98 €	0,562%	6,536%
31.01.2016	6.245.797,14 €	1.133.887.954,86 €	0,551%	6,413%
29.02.2016	10.017.960,96 €	1.134.407.117,15 €	0,883%	10,097%
31.03.2016	10.751.412,82 €	1.135.134.596,72 €	0,947%	10,792%
30.04.2016	11.138.400,23 €	1.135.858.992,98 €	0,981%	11,153%
31.05.2016	10.910.807,41 €	1.136.431.644,95 €	0,960%	10,932%
30.06.2016	11.521.870,93 €	1.103.429.309,86 €	1,044%	11,835%
31.07.2016	10.913.348,89 €	1.138.014.106,44 €	0,959%	10,920%
31.08.2016	11.498.470,49 €	1.138.646.533,69 €	1,010%	11,467%
30.09.2016	10.583.574,88 €	1.139.226.759,83 €	0,929%	10,596%
31.10.2016	11.963.730,85 €	1.107.686.476,44 €	1,080%	12,218%
30.11.2016	12.227.832,93 €	1.074.656.081,33 €	1,138%	12,831%
31.12.2016	11.930.129,69 €	1.141.448.719,41 €	1,045%	11,846%
31.01.2017	12.570.955,49 €	1.141.862.295,84 €	1,045%	11,844%
28.02.2017	11.974.503,70 €	1.142.433.313,74 €	1,045%	11,844%
31.03.2017	15.235.717,52 €	1.107.796.138,71 €	1,101%	11,846%
30.04.2017	13.092.698,47 €	1.143.950.770,73 €	1,145%	12,902%
31.05.2017	14.622.590,82 €	1.105.841.732,05 €	1,322%	14,763%
30.06.2017	14.140.155,84 €	1.063.535.853,92 €	1,330%	14,838%
31.07.2017	15.144.684,29 €	1.146.109.233,10 €	1,321%	14,754%
31.08.2017	14.456.811,21 €	1.146.874.232,53 €	1,261%	14,121%
30.09.2017	12.919.559,46 €	1.147.291.547,53 €	1,126%	12,707%
31.10.2017	12.959.148,56 €	1.147.775.260,33 €	1,129%	12,738%
30.11.2017	14.324.997,33 €	1.148.645.234,17 €	1,247%	13,980%
31.12.2017	11.739.674,91 €	1.105.974.525,65 €	1,061%	12,020%
31.01.2018	14.469.812,22 €	1.157.950.895,76 €	1,250%	14,006%
28.02.2018	11.997.085,77 €	1.150.743.990,96 €	1,043%	11,818%
31.03.2018	4.536.552,16 €	208.788.719,22 €	2,173%	23,173%
30.04.2018	3.406.385,40 €	251.391.382,59 €	1,355%	15,101%
31.05.2018	3.192.288,54 €	251.384.409,37 €	1,270%	14,218%
30.06.2018	2.901.335,01 €	241.060.834,62 €	1,204%	13,524%
31.07.2018	3.360.240,37 €	251.102.685,24 €	1,338%	14,928%
31.08.2018	2.461.394,03 €	250.885.031,57 €	0,981%	11,158%
30.09.2018	3.175.285,57 €	250.639.145,76 €	1,267%	14,187%
31.10.2018	2.646.921,63 €	250.353.845,66 €	1,057%	11,975%
30.11.2018	3.083.769,11 €	250.058.892,81 €	1,233%	13,835%
31.12.2018	2.330.376,60 €	249.697.738,04 €	0,933%	10,642%
31.01.2019	2.909.443,35 €	249.538.950,81 €	1,166%	13,128%
28.02.2019	3.121.245,43 €	249.078.413,61 €	1,253%	14,043%
31.03.2019	3.499.182,59 €	248.686.326,43 €	1,407%	15,637%
30.04.2019	3.136.502,49 €	248.282.624,81 €	1,263%	14,149%
31.05.2019	3.432.378,24 €	247.862.193,32 €	1,385%	15,409%
30.06.2019	2.370.701,20 €	236.330.724,68 €	1,003%	11,395%
31.07.2019	3.097.537,45 €	247.285.178,85 €	1,253%	14,038%
31.08.2019	2.824.435,92 €	246.884.389,03 €	1,144%	12,897%
30.09.2019	2.302.430,53 €	246.581.674,67 €	0,934%	10,647%

The annualised constant prepayment rate (CPR) of the underlying receivables based upon the most recent periodic CPR. Periodic CPR is equal to the total unscheduled principal received in the most recent period divided by the start of period principal balance. This is then annualised as follows:

1-((1-Periodic CPR)^number of periods in a year)

Pool data I

	Total portfolio				Credit type				Customer type				Type of car					
					AutoCredit		ClassicCredit		Retail		Corporate		New		Used		Demonstration	
Distribution by payment type	Number of contracts	Percentage of contracts	Outstanding discounted balance	Percentage of outstanding discounted balance	Number of contracts	Outstanding discounted balance	Number of contracts	Outstanding discounted balance3	Number of contracts	Outstanding discounted balance5	Number of contracts	Outstanding discounted balance7	Number of contracts	Outstanding discounted balance9	Number of contracts	Outstanding discounted balance11	Number of contracts	Outstanding discounted balance11
Direct borrower account debit	17.720	99,19%	247.838.510,74 €	99,39%	14.591	225.064.832,20 €	3.129	22.773.678,54 €	17.639	246.712.204,89 €	81	1.126.305,85 €	5.875	99.151.915,52 €	10.161	123.754.710,97 €	1.684	24.931.884,25 €
Other	144	0,81%	1.527.637,54 €	0,61%	112	1.261.707,85 €	32	265.929,69 €	139	1.503.827,20 €	5	23.810,34 €	34	352.693,78 €	88	891.846,19 €	22	283.097,57 €
Total	17.864	100,00%	249.366.148,28 €	100,00%	14.703	226.326.540,05 €	3.161	23.039.608,23 €	17.778	248.216.032,09 €	86	1.150.116,19 €	5.909	99.504.609,30 €	10.249	124.646.557,16 €	1.706	25.214.981,82 €

	Total portfolio				Credit type				Customer type				Type of car					
					AutoCredit		ClassicCredit		Retail		Corporate		New		Used		Demonstration	
Distribution by contract concentration	Number of contracts*	Percentage of contracts	Outstanding discounted balance*	Percentage of outstanding discounted balance	Number of contracts	Outstanding discounted balance	Number of contracts	Outstanding discounted balance	Number of contracts	Outstanding discounted balance	Number of contracts	Outstanding discounted balance	Number of contracts	Outstanding discounted balance	Number of contracts	Outstanding discounted balance	Number of contracts	Outstanding discounted balance
1	17.886	99,26%	250.462.078,79 €	99,31%	14.721	227.314.938,20 €	3.165	23.147.140,59 €	17.848	249.886.991,59 €	38	575.087,20 €	5.896	99.741.325,62 €	10.276	125.198.504,19 €	1.714	25.522.248,98 €
2	90	0,50%	1.242.413,94 €	0,49%	64	962.290,35 €	26	280.123,59 €	80	1.119.378,99 €	10	123.034,95 €	47	741.941,28 €	35	412.932,58 €	8	87.540,08 €
3	12	0,07%	248.209,04 €	0,10%	12	248.209,04 €	0	0,00 €	6	6,00 €	6	190.082,07 €	11	240.405,99 €	1	7.803,05 €	0	0,00 €
4	4	0,02%	19.472,77 €	0,01%	0	0,00 €	4	19.472,77 €	0	0,00 €	4	19.472,77 €	4	19.472,77 €	0	0,00 €	0	0,00 €
5	5	0,03%	20.438,73 €	0,01%	0	0,00 €	5	20.438,73 €	0	0,00 €	5	20.438,73 €	5	20.438,73 €	0	0,00 €	0	0,00 €
6 - 10	0	0,00%	0,00 €	0,00%	0	0,00 €	0	0,00 €	0	0,00 €	0	0,00 €	0	0,00 €	0	0,00 €	0	0,00 €
> 10	23	0,13%	222.000,47 €	0,09%	23	222.000,47 €	0	0,00 €	0	0,00 €	23	222.000,47 €	22	211.257,06 €	1	10.743,41 €	0	0,00 €
Total	18.020	100,00%	252.214.613,74 €	100,00%	14.820	228.747.438,06 €	3.200	23.467.175,68 €	17.934	251.064.497,55 €	86	1.150.116,19 €	5.985	100.974.841,45 €	10.313	125.629.983,23 €	1.722	25.609.789,06 €

	Total portfolio				Credit type				Customer type				Type of car					
					AutoCredit		ClassicCredit		Retail		Corporate		New		Used		Demonstration	
Distribution by largest customer	Number of contracts*	Percentage of contracts	Outstanding discounted balance*	Percentage of outstanding discounted balance	Number of contracts	Outstanding discounted balance	Number of contracts	Outstanding discounted balance	Number of contracts	Outstanding discounted balance	Number of contracts	Outstanding discounted balance	Number of contracts	Outstanding discounted balance	Number of contracts	Outstanding discounted balance	Number of contracts	Outstanding discounted balance
1	23	0,13%	222.000,47 €	0,09%	23	222.000,47 €	0	0,00 €	0	0,00 €	23	222.000,47 €	22	211.257,06 €	1	10.743,41 €	0	0,00 €
2	1	0,01%	155.770,26 €	0,06%	1	155.770,26 €	0	0,00 €	1	155.770,26 €	0	0,00 €	0	0,00 €	0	0,00 €	1	155.770,26 €
3	1	0,01%	132.413,85 €	0,05%	1	132.413,85 €	0	0,00 €	1	132.413,85 €	0	0,00 €	0	0,00 €	1	132.413,85 €	0	0,00 €
4	3	0,02%	117.718,83 €	0,05%	3	117.718,83 €	0	0,00 €	0	0,00 €	3	117.718,83 €	3	117.718,83 €	0	0,00 €	0	0,00 €
5	1	0,01%	110.629,16 €	0,04%	1	110.629,16 €	0	0,00 €	1	110.629,16 €	0	0,00 €	0	0,00 €	0	0,00 €	1	110.629,16 €
6	1	0,01%	104.151,70 €	0,04%	1	104.151,70 €	0	0,00 €	1	104.151,70 €	0	0,00 €	1	104.151,70 €	0	0,00 €	0	0,00 €
7	1	0,01%	93.886,65 €	0,04%	1	93.886,65 €	0	0,00 €	1	93.886,65 €	0	0,00 €	1	93.886,65 €	0	0,00 €	0	0,00 €
8	1	0,01%	88.335,88 €	0,04%	1	88.335,88 €	0	0,00 €	1	88.335,88 €	0	0,00 €	1	88.335,88 €	0	0,00 €	0	0,00 €
9	1	0,01%	87.334,07 €	0,03%	1	87.334,07 €	0	0,00 €	1	87.334,07 €	0	0,00 €	0	0,00 €	1	87.334,07 €	0	0,00 €
10	1	0,01%	86.972,36 €	0,03%	1	86.972,36 €	0	0,00 €	1	86.972,36 €	0	0,00 €	1	86.972,36 €	0	0,00 €	0	0,00 €
11	1	0,01%	86.890,42 €	0,03%	1	86.890,42 €	0	0,00 €	1	86.890,42 €	0	0,00 €	1	86.890,42 €	0	0,00 €	0	0,00 €
12	1	0,01%	83.271,83 €	0,03%	1	83.271,83 €	0	0,00 €	1	83.271,83 €	0	0,00 €	0	0,00 €	0	0,00 €	1	83.271,83 €
13	1	0,01%	82.786,34 €	0,03%	1	82.786,34 €	0	0,00 €	1	82.786,34 €	0	0,00 €	0	0,00 €	1	82.786,34 €	0	0,00 €
14	1	0,01%	82.550,63 €	0,03%	1	82.550,63 €	0	0,00 €	1	82.550,63 €	0	0,00 €	1	82.550,63 €	0	0,00 €	0	0,00 €
15	1	0,01%	81.815,03 €	0,03%	1	81.815,03 €	0	0,00 €	1	81.815,03 €	0	0,00 €	1	81.815,03 €	0	0,00 €	0	0,00 €
16	1	0,01%	80.820,02 €	0,03%	1	80.820,02 €	0	0,00 €	1	80.820,02 €	0	0,00 €	1	80.820,02 €	0	0,00 €	0	0,00 €
17	1	0,01%	79.894,90 €	0,03%	1	79.894,90 €	0	0,00 €	1	79.894,90 €	0	0,00 €	0	0,00 €	0	0,00 €	1	79.894,90 €
18	1	0,01%	78.557,34 €	0,03%	1	78.557,34 €	0	0,00 €	1	78.557,34 €	0	0,00 €	0	0,00 €	1	78.557,34 €	0	0,00 €
19	1	0,01%	78.195,63 €	0,03%	1	78.195,63 €	0	0,00 €	1	78.195,63 €	0	0,00 €	0	0,00 €	0	0,00 €	1	78.195,63 €
20	1	0,01%	78.099,68 €	0,03%	1	78.099,68 €	0	0,00 €	1	78.099,68 €	0	0,00 €	1	78.099,68 €	0	0,00 €	0	0,00 €
Total	44	0,25%	2.012.095,05 €	0,80%	44	2.012.095,05 €	-	0,00 €	18	1.672.375,75 €	26	339.719,30 €	34	1.112.498,26 €	5	391.835,01 €	5	507.761,78 €

* In principal, the number of contracts and the outstanding receivables balance in all stratification tables must be equal. The only exemption are table 2 "Distribution by contract concentration" and table 3 - "Distribution by largest customer". For the purpose of customer concentration, the most conservative approach is followed. Contracts are aggregated at customer level and in addition at borrower unit level. This leads to double-counting of a certain share of contracts. However, by following this approach, the most accurate view is provided when it comes to measuring the exposure when large customers default.

Pool data II

	Total portfolio				Credit type				Customer type				Type of car					
					AutoCredit		ClassicCredit		Retail		Corporate		New		Used		Demonstration	
Distribution by outstanding discounted balance	Number of contracts	Percentage of contracts	Outstanding discounted balance	Percentage of balance	Number of contracts	Outstanding discounted balance	Number of contracts	Outstanding discounted balance	Number of contracts	Outstanding discounted balance	Number of contracts	Outstanding discounted balance	Number of contracts	Outstanding discounted balance	Number of contracts	Outstanding discounted balance	Number of contracts	Outstanding discounted balance
0,01 - 5.000,00	2.451	13,72%	6.974.084,26 €	2,80%	1.121	3.458.998,65 €	1.330	3.515.085,61 €	2.438	6.930.024,50 €	13	44.059,76 €	422	1.175.327,23 €	1.859	5.288.969,35 €	170	509.787,68 €
5.000,01 - 10.000,00	4.467	25,01%	33.887.985,51 €	13,59%	3.411	26.272.275,65 €	1.056	7.615.709,86 €	4.436	33.654.108,84 €	31	233.876,67 €	1.087	8.399.319,41 €	2.921	21.915.220,76 €	459	3.573.445,34 €
10.000,01 - 15.000,00	4.133	23,14%	51.380.004,83 €	20,60%	3.658	45.569.695,62 €	475	5.810.309,21 €	4.119	51.203.469,95 €	14	176.534,88 €	1.275	15.970.555,43 €	2.444	30.215.397,86 €	414	5.194.051,54 €
15.000,01 - 20.000,00	3.068	17,17%	53.122.671,90 €	21,30%	2.885	50.010.940,61 €	183	3.111.731,29 €	3.054	52.881.666,11 €	14	241.005,79 €	1.257	21.922.285,63 €	1.519	26.167.561,50 €	292	5.032.824,77 €
20.000,01 - 25.000,00	1.750	9,80%	38.917.266,20 €	15,61%	1.682	37.425.712,95 €	68	1.491.553,25 €	1.747	38.847.919,18 €	3	69.347,02 €	852	19.030.740,61 €	736	16.308.375,44 €	162	3.578.150,15 €
25.000,01 - 30.000,00	1.000	5,60%	27.181.402,73 €	10,90%	973	26.444.193,07 €	27	737.209,66 €	999	27.152.058,47 €	1	29.344,26 €	516	14.023.368,17 €	406	11.038.544,19 €	78	2.119.490,37 €
> 30.000,00	995	5,57%	37.902.732,85 €	15,20%	973	37.144.723,50 €	22	758.009,35 €	985	37.546.785,04 €	10	355.947,81 €	500	18.983.012,82 €	364	13.712.488,06 €	131	5.207.231,97 €
Total	**17.864**	**100,00%**	**249.366.148,28 €**	**100,00%**	**14.703**	**226.326.540,05 €**	**3.161**	**23.039.608,23 €**	**17.778**	**248.216.032,09 €**	**86**	**1.150.116,19 €**	**5.909**	**99.504.609,30 €**	**10.249**	**124.646.557,16 €**	**1.706**	**25.214.981,82 €**

Statistics outstanding discounted balance	
Minimum outstanding discounted balance	1,20 €
Maximum outstanding discounted balance	155.770,26 €
Average outstanding discounted balance	13.959,14 €

	Total portfolio				Credit type				Customer type				Type of car					
					AutoCredit		ClassicCredit		Retail		Corporate		New		Used		Demonstration	
Distribution by original balance	Number of contracts	Percentage of contracts	Outstanding discounted balance	Percentage of outstanding discounted balance	Number of contracts	Outstanding discounted balance	Number of contracts	Outstanding discounted balance	Number of contracts	Outstanding discounted balance	Number of contracts	Outstanding discounted balance	Number of contracts	Outstanding discounted balance	Number of contracts	Outstanding discounted balance	Number of contracts	Outstanding discounted balance
0,01 - 5.000,00	244	1,37%	439.414,54 €	0,18%	88	168.866,43 €	156	270.548,11 €	244	439.414,54 €	0	0,00 €	16	25.121,33 €	220	400.321,68 €	8	13.971,53 €
5.000,01 - 10.000,00	1.839	10,29%	7.863.014,48 €	3,15%	1.028	4.959.821,36 €	811	2.903.193,12 €	1.828	7.812.021,60 €	11	50.992,88 €	260	1.166.272,87 €	1.439	6.048.526,20 €	140	648.215,41 €
10.000,01 - 15.000,00	3.686	20,63%	27.609.105,23 €	11,07%	2.781	22.239.650,90 €	905	5.369.454,33 €	3.668	27.485.005,52 €	18	124.099,71 €	894	6.880.409,52 €	2.413	17.734.894,08 €	379	2.993.801,63 €
15.000,01 - 20.000,00	3.820	21,38%	41.951.744,22 €	16,82%	3.239	37.211.045,88 €	581	4.740.698,34 €	3.802	41.770.592,57 €	18	181.151,65 €	1.120	12.454.454,51 €	2.320	25.160.994,01 €	380	4.336.295,70 €
20.000,01 - 25.000,00	3.074	17,21%	45.790.384,92 €	18,36%	2.730	42.039.505,89 €	344	3.750.879,03 €	3.060	45.615.665,76 €	14	174.719,16 €	1.118	17.212.442,45 €	1.664	24.262.984,60 €	292	4.314.957,87 €
25.000,01 - 30.000,00	2.057	11,51%	38.242.539,11 €	15,34%	1.873	35.732.545,40 €	184	2.509.993,71 €	2.050	38.135.270,51 €	7	107.268,60 €	940	17.761.983,00 €	920	16.850.979,74 €	197	3.629.576,37 €
> 30.000,00	3.144	17,60%	87.469.945,78 €	35,08%	2.964	83.975.104,19 €	180	3.494.841,59 €	3.126	86.958.061,59 €	18	511.884,19 €	1.561	44.003.925,62 €	1.273	34.187.856,85 €	310	9.278.163,31 €
Total	**17.864**	**100,00%**	**249.366.148,28 €**	**100,00%**	**14.703**	**226.326.540,05 €**	**3.161**	**23.039.608,23 €**	**17.778**	**248.216.032,09 €**	**86**	**1.150.116,19 €**	**5.909**	**99.504.609,30 €**	**10.249**	**124.646.557,16 €**	**1.706**	**25.214.981,82 €**

Statistics	
Minimum original balance	1.500,00 €
Maximum original balance	182.538,86 €
Average original balance	21.179,56 €

Pool data III

	Total portfolio				Credit type				Customer type				Type of car					
					AutoCredit		ClassicCredit		Retail		Corporate		New		Used		Demonstration	
Total number of instalments	Number of contracts	Percentage of cotnracts	Outstanding discounted balance	Percentage of outstanding discounted balance	Number of contracts	Outstanding discounted balance	Number of contracts	Outstanding discounted balance	Number of contracts	Outstanding discounted balance	Number of contracts	Outstanding discounted balance	Number of contracts	Outstanding discounted balance	Number of contracts	Outstanding discounted balance	Number of contracts	Outstanding discounted balance
01 - 12	10	0,06%	8.975,47 €	0,00%	0	0,00 €	10	8.975,47 €	10	8.975,47 €	0	0,00 €	1	258,48 €	8	8.592,36 €	1	124,63 €
13 - 24	216	1,21%	931.442,80 €	0,37%	61	485.287,73 €	155	446.155,07 €	215	919.207,80 €	1	12.235,00 €	27	111.862,79 €	181	688.472,29 €	8	131.107,72 €
25 - 36	839	4,70%	5.706.756,54 €	2,29%	342	3.378.325,57 €	497	2.328.430,97 €	832	5.646.149,75 €	7	60.606,79 €	195	1.609.712,15 €	597	3.823.814,69 €	47	273.229,70 €
37 - 48	4.006	22,42%	59.959.108,65 €	24,04%	2.831	51.696.004,02 €	1.175	8.263.104,63 €	3.945	59.173.368,13 €	61	785.740,52 €	1.284	23.195.229,60 €	2.419	31.436.273,30 €	303	5.327.605,75 €
49 - 60	10.198	57,09%	149.483.659,15 €	59,95%	9.625	144.634.510,35 €	573	4.849.148,80 €	10.183	149.228.015,08 €	15	255.644,07 €	3.134	55.815.447,39 €	6.200	80.260.695,85 €	864	13.407.515,91 €
61 - 72	2.111	11,82%	28.168.694,49 €	11,30%	1.841	26.082.833,53 €	270	2.085.860,96 €	2.111	28.168.694,49 €	0	0,00 €	1.236	18.417.232,55 €	408	3.886.548,94 €	467	5.864.913,00 €
73 - 84	484	2,71%	5.107.511,18 €	2,05%	3	49.578,85 €	481	5.057.932,33 €	482	5.071.621,37 €	2	35.889,81 €	32	354.866,34 €	436	4.542.159,73 €	16	210.485,11 €
> 84	0	0,00%	0,00 €	0,00%	0	0,00 €	0	0,00 €	0	0,00 €	0	0,00 €	0	0,00 €	0	0,00 €	0	0,00 €
Total	**17.864**	**100,00%**	**249.366.148,28 €**	**100,00%**	**14.703**	**226.326.540,05 €**	**3.161**	**23.039.608,23 €**	**17.778**	**248.216.032,09 €**	**86**	**1.150.116,19 €**	**5.909**	**99.504.609,30 €**	**10.249**	**124.646.557,16 €**	**1.706**	**25.214.981,82 €**

Statistics		
Minimum total number of instalments in months		12
Maximum total number of instalments in months		84
Weighted average total number of instalments in months		48,47

	Total portfolio				Credit type				Customer type				Type of car					
					AutoCredit		ClassicCredit		Retail		Corporate		New		Used		Demonstration	
Remaining number of instalments	Number of contracts	Percentage of contracts	Outstanding discounted balance	Percentage of outstanding discounted balance	Number of contracts	Outstanding discounted balance	Number of contracts	Outstanding discounted balance	Number of contracts	Outstanding discounted balance	Number of contracts	Outstanding discounted balance	Number of contracts	Outstanding discounted balance	Number of contracts	Outstanding discounted balance	Number of contracts	Outstanding discounted balance
01 - 12	3.617	20,25%	32.833.263,97 €	13,17%	2.966	31.567.743,96 €	651	1.265.520,01 €	3.579	32.420.684,28 €	38	412.579,69 €	1.215	13.649.359,04 €	2.037	15.542.079,85 €	365	3.641.825,08 €
13 - 24	4.745	26,56%	65.090.275,09 €	26,10%	3.973	61.165.993,59 €	772	3.924.281,50 €	4.717	64.737.919,85 €	28	352.355,24 €	1.366	23.338.879,05 €	2.972	35.803.630,57 €	407	5.947.765,47 €
25 - 36	6.333	35,45%	97.622.141,22 €	39,15%	5.412	90.086.859,82 €	921	7.535.281,40 €	6.318	97.349.043,54 €	15	273.097,68 €	2.190	40.172.256,73 €	3.575	47.997.862,11 €	568	9.452.022,38 €
37 - 48	2.616	14,64%	44.586.102,10 €	17,88%	2.179	39.884.479,62 €	437	4.701.622,48 €	2.612	44.503.362,78 €	4	82.739,32 €	997	19.426.972,55 €	1.330	20.369.780,25 €	289	4.789.349,30 €
49 - 60	390	2,18%	6.594.731,46 €	2,64%	173	3.621.463,06 €	217	2.973.268,40 €	389	6.565.387,20 €	1	29.344,26 €	129	2.728.114,58 €	190	2.655.030,59 €	71	1.211.586,29 €
61 - 72	119	0,67%	1.839.435,80 €	0,74%	0	0,00 €	119	1.839.435,80 €	119	1.839.435,80 €	0	0,00 €	10	162.711,03 €	105	1.583.448,56 €	4	93.276,21 €
73 - 84	44	0,25%	800.198,64 €	0,32%	0	0,00 €	44	800.198,64 €	44	800.198,64 €	0	0,00 €	2	26.316,32 €	40	694.725,23 €	2	79.157,09 €
> 84	0	0,00%	0,00 €	0,00%	0	0,00 €	0	0,00 €	0	0,00 €	0	0,00 €	0	0,00 €	0	0,00 €	0	0,00 €
Total	**17.864**	**100,00%**	**249.366.148,28 €**	**100,00%**	**14.703**	**226.326.540,05 €**	**3.161**	**23.039.608,23 €**	**17.778**	**248.216.032,09 €**	**86**	**1.150.116,19 €**	**5.909**	**99.504.609,30 €**	**10.249**	**124.646.557,16 €**	**1.706**	**25.214.981,82 €**

Statistics		
Minimum Remaining number of instalments in months		1
Maximum Remaining number of instalments in months		82
Weighted Average Remaining number of instalments in months		27,15

	Total portfolio				Credit type				Customer type				Type of car					
					AutoCredit		ClassicCredit		Retail		Corporate		New		Used		Demonstration	
Seasoning (number of instalments)	Number of contracts	Percentage of cotnracts	Outstanding discounted balance	Percentage of outstanding discounted balance	Number of contracts	Outstanding discounted balance	Number of contracts	Outstanding discounted balance	Number of contracts	Outstanding discounted balance	Number of contracts	Outstanding discounted balance	Number of contracts	Outstanding discounted balance	Number of contracts	Outstanding discounted balance	Number of contracts	Outstanding discounted balance
<= 2	45	0,25%	928.034,75 €	0,37%	34	711.084,05 €	11	216.950,70 €	45	928.034,75 €	0	0,00 €	19	470.915,50 €	24	389.264,83 €	2	67.854,42 €
03 - 12	2.725	15,25%	47.495.930,40 €	19,05%	2.239	42.498.898,79 €	486	4.997.031,61 €	2.717	47.307.381,69 €	8	188.548,71 €	673	14.470.585,29 €	1.784	27.753.846,93 €	268	5.271.498,18 €
13 - 24	8.446	47,28%	129.293.132,42 €	51,85%	7.075	118.078.897,45 €	1.371	11.214.234,97 €	8.411	128.805.917,14 €	35	487.215,28 €	3.115	57.611.700,74 €	4.632	60.118.172,86 €	699	11.563.258,82 €
25 - 36	3.754	21,01%	48.046.275,80 €	19,27%	3.133	43.977.790,45 €	621	4.068.485,35 €	3.720	47.621.159,96 €	34	425.115,84 €	1.108	17.652.556,57 €	2.256	25.141.375,10 €	390	5.252.344,13 €
37 - 48	1.889	10,57%	17.241.656,93 €	6,91%	1.611	16.109.787,12 €	278	1.131.869,81 €	1.881	17.198.966,12 €	8	42.690,81 €	560	6.018.974,12 €	1.119	9.218.386,83 €	210	2.004.295,98 €
49 - 60	862	4,83%	5.994.430,03 €	2,40%	608	4.911.080,68 €	254	1.083.349,35 €	862	5.994.430,03 €	0	0,00 €	418	3.223.532,81 €	312	1.726.954,03 €	132	1.043.943,19 €
61 - 72	100	0,56%	311.514,51 €	0,12%	3	39.001,51 €	97	272.513,00 €	99	304.968,96 €	1	6.545,55 €	13	53.799,15 €	83	246.043,28 €	4	11.672,08 €
73 - 84	43	0,24%	55.173,44 €	0,02%	0	0,00 €	43	55.173,44 €	43	55.173,44 €	0	0,00 €	3	2.545,12 €	39	52.513,30 €	1	115,02 €
> 84	0	0,00%	0,00 €	0,00%	0	0,00 €	0	0,00 €	0	0,00 €	0	0,00 €	0	0,00 €	0	0,00 €	0	0,00 €
Total	**17.864**	**100,00%**	**249.366.148,28 €**	**100,00%**	**14.703**	**226.326.540,05 €**	**3.161**	**23.039.608,23 €**	**17.778**	**248.216.032,09 €**	**86**	**1.150.116,19 €**	**5.909**	**99.504.609,30 €**	**10.249**	**124.646.557,16 €**	**1.706**	**25.214.981,82 €**

Statistics		
Minimum seasoning number of instalments in months		2
Maximum seasoning number of instalments in months		83
Weighted average seasoning number of instalments in months		21,32

Pool data IV

	Total portfolio				Credit type				Customer type				Type of car					
					AutoCredit		ClassicCredit		Retail		Corporate		New		Used		Demonstration	
Distribution by brand	Number of contracts	Percentage of contracts	Outstanding discounted balance	Percentage of outstanding discounted balance	Number of contracts	Outstanding discounted balance	Number of contracts	Outstanding discounted balance	Number of contracts	Outstanding discounted balance	Number of contracts	Outstanding discounted balance	Number of contracts	Outstanding discounted balance	Number of contracts	Outstanding discounted balance	Number of contracts	Outstanding discounted balance
Audi	3.656	20,47%	68.759.887,97 €	27,57%	3.446	66.735.419,96 €	210	2.024.468,01 €	3.649	68.546.040,26 €	7	213.847,71 €	668	17.299.551,08 €	2.737	45.161.944,48 €	251	6.298.392,41 €
Seat	1.954	10,94%	24.547.562,24 €	9,84%	1.655	22.645.652,96 €	299	1.901.909,28 €	1.936	24.368.954,15 €	18	178.608,09 €	1.058	14.703.413,79 €	519	4.750.913,30 €	377	5.093.235,15 €
Skoda	2.519	14,10%	29.618.055,87 €	11,88%	1.889	25.471.078,83 €	630	4.146.977,04 €	2.503	29.415.772,08 €	16	202.283,79 €	1.200	17.271.124,07 €	750	6.315.035,48 €	569	6.031.896,32 €
VW	8.339	46,68%	106.197.234,54 €	42,59%	6.952	97.136.504,11 €	1.387	9.060.730,43 €	8.301	105.830.917,32 €	38	366.317,22 €	2.502	40.766.364,16 €	5.380	58.594.404,13 €	457	6.836.466,25 €
VW LCV	903	5,05%	15.829.308,20 €	6,35%	621	12.784.886,72 €	282	3.044.421,48 €	899	15.698.186,49 €	4	131.121,71 €	451	9.089.853,21 €	404	5.798.188,72 €	48	941.266,27 €
Other brands	493	2,76%	4.414.099,46 €	1,77%	140	1.552.997,47 €	353	2.861.101,99 €	490	4.356.161,79 €	3	57.937,67 €	30	374.302,99 €	459	4.026.071,05 €	4	13.725,42 €
Total	**17.864**	**100,00%**	**249.366.148,28 €**	**100,00%**	**14.703**	**226.326.540,05 €**	**3.161**	**23.039.608,23 €**	**17.778**	**248.216.032,09 €**	**86**	**1.150.116,19 €**	**5.909**	**99.504.609,30 €**	**10.249**	**124.646.557,16 €**	**1.706**	**25.214.981,82 €**

	Total portfolio				Credit type				Customer type				Type of car					
					AutoCredit		ClassicCredit		Retail		Corporate		New		Used		Demonstration	
Distribution by geographic region	Number of contracts	Percentage of contracts	Outstanding discounted balance	Percentage of outstanding discounted balance	Number of contracts	Outstanding discounted balance	Number of contracts	Outstanding discounted balance	Number of contracts	Outstanding discounted balance	Number of contracts	Outstanding discounted balance	Number of contracts	Outstanding discounted balance	Number of contracts	Outstanding discounted balance	Number of contracts	Outstanding discounted balance
Baden-Wuerttemberg	2.125	11,90%	30.229.819,45 €	12,12%	1.829	27.933.528,82 €	296	2.296.290,63 €	2.119	30.096.864,30 €	6	132.955,15 €	654	11.660.322,11 €	1.232	14.629.690,31 €	239	3.939.807,03 €
Bavaria	2.510	14,05%	37.725.225,86 €	15,13%	2.154	35.217.428,92 €	356	2.507.796,94 €	2.505	37.549.500,65 €	5	175.725,21 €	757	13.533.921,02 €	1.518	20.549.369,49 €	235	3.641.935,35 €
Berlin	379	2,12%	5.588.463,00 €	2,24%	292	4.952.590,99 €	87	635.872,01 €	377	5.559.036,38 €	2	29.426,62 €	140	2.387.466,03 €	207	2.672.512,70 €	32	528.484,27 €
Brandenburg	577	3,23%	7.841.032,77 €	3,14%	422	6.783.035,02 €	155	1.057.997,75 €	569	7.786.017,37 €	8	55.015,40 €	198	3.238.972,31 €	330	3.879.952,31 €	49	722.107,81 €
Bremen	121	0,68%	1.592.537,61 €	0,64%	94	1.361.128,98 €	27	231.408,63 €	117	1.530.719,82 €	4	61.817,79 €	34	493.628,40 €	79	968.596,04 €	8	130.313,17 €
Hamburg	270	1,51%	3.793.731,75 €	1,52%	221	3.377.820,64 €	49	415.911,11 €	268	3.781.023,46 €	2	12.708,29 €	100	1.496.340,39 €	144	1.830.719,55 €	26	466.671,81 €
Hesse	1.456	8,15%	20.904.920,06 €	8,38%	1.225	18.984.086,19 €	231	1.920.833,87 €	1.455	20.893.622,00 €	1	11.298,06 €	470	8.079.192,09 €	858	10.823.581,09 €	128	2.002.146,88 €
Lower Saxony	2.060	11,53%	26.941.443,28 €	10,80%	1.641	23.918.730,35 €	419	3.022.712,93 €	2.032	26.639.595,61 €	28	301.847,67 €	633	10.166.247,20 €	1.230	14.098.612,05 €	197	2.676.584,03 €
Mecklenburg-Vorpommern	436	2,44%	5.467.611,22 €	2,19%	298	4.531.497,19 €	138	936.114,03 €	434	5.453.541,93 €	2	14.069,29 €	148	2.361.799,41 €	252	2.635.353,64 €	36	470.458,17 €
North Rhine-Westphalia	3.792	21,23%	52.148.559,14 €	20,91%	3.231	48.263.878,91 €	561	3.884.680,23 €	3.782	52.008.921,99 €	10	139.637,15 €	1.295	21.137.865,06 €	2.140	26.076.359,01 €	357	4.934.335,07 €
Rhineland-Palatinate	804	4,50%	11.347.587,49 €	4,55%	667	10.397.948,77 €	137	949.638,72 €	800	11.308.520,58 €	4	39.066,91 €	258	4.431.881,53 €	479	5.847.535,74 €	67	1.068.170,22 €
Saarland	204	1,14%	2.937.198,99 €	1,18%	177	2.718.597,03 €	27	218.601,96 €	204	2.937.198,99 €	0	0,00 €	66	1.023.974,94 €	105	1.437.925,75 €	33	475.298,30 €
Saxony	1.078	6,03%	14.568.469,52 €	5,84%	840	12.891.535,49 €	238	1.676.934,03 €	1.072	14.462.616,69 €	6	105.852,83 €	400	6.707.923,51 €	568	6.325.732,12 €	110	1.534.813,89 €
Saxony-Anhalt	755	4,23%	10.539.151,47 €	4,23%	571	9.093.525,76 €	184	1.445.625,71 €	749	10.492.515,22 €	6	46.636,25 €	277	4.689.028,39 €	421	5.010.949,02 €	57	839.174,06 €
Schleswig-Holstein	556	3,11%	7.276.678,02 €	2,92%	442	6.482.900,35 €	114	793.777,67 €	555	7.270.132,47 €	1	6.545,55 €	208	3.414.438,66 €	304	3.281.884,82 €	44	580.354,54 €
Thuringia	739	4,14%	10.432.765,38 €	4,18%	597	9.387.353,37 €	142	1.045.412,01 €	738	10.415.251,36 €	1	17.514,02 €	270	4.662.349,09 €	382	4.577.783,52 €	87	1.192.632,77 €
Foreign countries (*)	2	0,01%	30.953,27 €	0,01%	2	30.953,27 €	0	0,00 €	2	30.953,27 €	0	0,00 €	1	19.258,82 €	0	0,00 €	1	11.694,45 €
Total	**17.864**	**100,00%**	**249.366.148,28 €**	**100,00%**	**14.703**	**226.326.540,05 €**	**3.161**	**23.039.608,23 €**	**17.778**	**248.216.032,09 €**	**86**	**1.150.116,19 €**	**5.909**	**99.504.609,30 €**	**10.249**	**124.646.557,16 €**	**1.706**	**25.214.981,82 €**

(*) Customers who changed their residence after Cut-Off date

2.967.426,56 €

Pool data V

	Total portfolio					Credit type				Customer type				Type of car					
						AutoCredit		ClassicCredit		Retail		Corporate		New		Used		Demonstration	
Distribution by brand & model	Model	Number of contracts	Percentage of contracts	Outstanding discounted balance	Percentage of outstanding discounted balance	Number of contracts	Outstanding discounted balance	Number of contracts	Outstanding discounted balance3	Number of contracts	Outstanding discounted balance5	Number of contracts	Outstanding discounted balance7	Number of contracts	Outstanding discounted balance9	Number of contracts	Outstanding discounted balance11	Number of contracts	Outstanding discounted balancep
Audi	A1	465	2,60%	5.580.895,16 €	2,24%	452	5.498.477,39 €	13	82.417,77 €	465	5.580.895,16 €	0	0,00 €	154	2.259.986,15 €	266	2.664.517,76 €	45	656.391,25 €
	A2	0	0,00%	0,00 €	0,00%	0	0,00 €	0	0,00 €	0	0,00 €	0	0,00 €	0	0,00 €	0	0,00 €	0	0,00 €
	A3	721	4,04%	10.144.980,95 €	4,07%	673	9.891.350,68 €	48	253.630,27 €	721	10.144.980,95 €	0	0,00 €	76	1.912.388,07 €	599	7.256.526,68 €	46	976.066,20 €
	A4	713	3,99%	12.687.656,58 €	5,09%	663	12.210.346,15 €	50	477.310,43 €	710	12.612.321,88 €	3	75.334,70 €	75	2.042.382,03 €	609	9.822.450,33 €	29	822.824,22 €
	A5	303	1,70%	6.383.261,71 €	2,56%	291	6.245.501,42 €	12	137.760,29 €	302	6.343.960,82 €	1	39.300,89 €	39	1.334.217,79 €	250	4.601.806,66 €	14	447.237,26 €
	A6	484	2,71%	10.354.330,41 €	4,15%	444	9.811.462,06 €	40	542.868,35 €	481	10.255.118,29 €	3	99.212,12 €	30	1.183.802,73 €	441	8.772.027,38 €	13	398.500,30 €
	A7	47	0,26%	1.445.703,12 €	0,58%	45	1.401.665,55 €	2	44.037,57 €	47	1.445.703,12 €	0	0,00 €	4	154.084,57 €	36	1.051.844,60 €	7	239.773,95 €
	A8	31	0,17%	951.017,26 €	0,38%	26	869.242,64 €	5	81.774,62 €	31	951.017,26 €	0	0,00 €	0	0,00 €	29	867.487,41 €	2	83.529,85 €
	Audi Other	0	0,00%	0,00 €	0,00%	0	0,00 €	0	0,00 €	0	0,00 €	0	0,00 €	0	0,00 €	0	0,00 €	0	0,00 €
	Q2	165	0,92%	3.324.338,19 €	1,33%	165	3.324.338,19 €	0	0,00 €	165	3.324.338,19 €	0	0,00 €	112	2.331.047,63 €	25	468.533,25 €	28	524.757,31 €
	Q3	273	1,53%	4.810.566,16 €	1,93%	262	4.755.418,04 €	11	55.148,12 €	273	4.810.566,16 €	0	0,00 €	74	1.717.988,38 €	177	2.687.286,41 €	22	405.291,37 €
	Q5	250	1,40%	6.518.534,01 €	2,61%	236	6.327.954,39 €	14	190.579,62 €	250	6.518.534,01 €	0	0,00 €	56	2.078.220,62 €	178	3.868.941,29 €	16	571.372,10 €
	Q7	86	0,48%	3.081.345,06 €	1,24%	77	2.961.029,42 €	9	120.315,64 €	86	3.081.345,06 €	0	0,00 €	16	1.030.844,16 €	61	1.724.119,11 €	9	326.381,79 €
	Q8	4	0,02%	304.393,89 €	0,12%	4	304.393,89 €	0	0,00 €	4	304.393,89 €	0	0,00 €	4	304.393,89 €	0	0,00 €	0	0,00 €
	R8	14	0,08%	1.077.618,94 €	0,43%	14	1.077.618,94 €	0	0,00 €	14	1.077.618,94 €	0	0,00 €	4	301.741,68 €	5	293.859,20 €	5	482.018,06 €
	TT	100	0,56%	2.095.246,53 €	0,84%	94	2.056.621,20 €	6	38.625,33 €	100	2.095.246,53 €	0	0,00 €	24	648.453,38 €	61	1.082.544,40 €	15	364.248,75 €
Sub-Total Audi		**3.656**	**20,47%**	**68.759.887,97 €**	**27,57%**	**3.446**	**66.735.419,96 €**	**210**	**2.024.468,01 €**	**3.649**	**68.546.040,26 €**	**7**	**213.847,71 €**	**668**	**17.299.551,08 €**	**2.737**	**45.161.944,48 €**	**251**	**6.298.392,41 €**
Seat	Alhambra	137	0,77%	2.600.434,80 €	1,04%	113	2.373.224,38 €	24	227.210,42 €	137	2.600.434,80 €	0	0,00 €	60	1.323.250,93 €	53	773.763,52 €	24	503.420,35 €
	Altea	23	0,13%	144.181,24 €	0,06%	14	114.179,87 €	9	30.001,37 €	23	144.181,24 €	0	0,00 €	9	59.883,30 €	11	68.633,47 €	3	15.664,47 €
	Arona	131	0,73%	2.046.488,03 €	0,82%	116	1.940.400,52 €	15	106.087,51 €	131	2.046.488,03 €	0	0,00 €	104	1.615.537,48 €	3	47.713,72 €	24	383.236,83 €
	Ateca	192	1,07%	3.843.917,47 €	1,54%	172	3.586.088,70 €	20	257.828,77 €	188	3.779.411,86 €	4	64.505,61 €	152	3.057.042,91 €	13	224.677,79 €	27	562.196,77 €
	Exeo	6	0,03%	23.401,51 €	0,01%	1	6.714,26 €	5	16.687,25 €	6	23.401,51 €	0	0,00 €	1	6.714,26 €	5	16.687,25 €	0	0,00 €
	Ibiza	569	3,19%	5.058.600,06 €	2,03%	482	4.648.010,84 €	87	410.589,22 €	567	5.043.295,03 €	2	15.305,03 €	304	2.975.288,93 €	152	976.275,61 €	113	1.107.035,52 €
	Leon	683	3,82%	9.487.417,56 €	3,80%	576	8.761.111,64 €	107	726.305,92 €	677	9.416.306,73 €	6	71.110,83 €	301	4.867.563,31 €	233	2.391.461,56 €	149	2.228.392,69 €
	Mii	198	1,11%	1.206.458,68 €	0,48%	171	1.115.909,47 €	27	90.549,21 €	192	1.178.772,06 €	6	27.686,62 €	123	755.771,03 €	42	198.761,55 €	33	251.926,10 €
	Tarraco	1	0,01%	7.785,26 €	0,00%	0	0,00 €	1	7.785,26 €	1	7.785,26 €	0	0,00 €	1	7.785,26 €	0	0,00 €	0	0,00 €
	Toledo	14	0,08%	128.877,63 €	0,05%	10	100.013,28 €	4	28.864,35 €	14	128.877,63 €	0	0,00 €	3	34.576,38 €	7	52.938,83 €	4	41.362,42 €
Sub-Total Seat		**1.954**	**10,94%**	**24.547.562,24 €**	**9,84%**	**1.655**	**22.645.652,96 €**	**299**	**1.901.909,28 €**	**1.936**	**24.368.954,15 €**	**18**	**178.608,09 €**	**1.058**	**14.703.413,79 €**	**519**	**4.750.913,30 €**	**377**	**5.093.235,15 €**
Skoda	Citigo	211	1,18%	1.312.259,36 €	0,53%	159	1.111.427,41 €	52	200.831,95 €	210	1.306.892,32 €	1	5.367,04 €	89	616.049,38 €	37	165.258,44 €	85	530.951,54 €
	Fabia	676	3,78%	5.735.807,99 €	2,30%	508	4.874.423,84 €	168	861.384,15 €	669	5.667.463,08 €	7	68.344,91 €	291	2.762.019,02 €	158	951.808,95 €	227	2.021.980,02 €
	Karoq	123	0,69%	2.479.047,56 €	0,99%	97	2.201.334,80 €	26	277.712,76 €	123	2.479.047,56 €	0	0,00 €	108	2.199.458,02 €	5	61.789,13 €	10	217.800,41 €
	Kodiaq	123	0,69%	2.961.495,21 €	1,19%	100	2.622.701,33 €	23	338.793,88 €	121	2.931.891,47 €	2	29.603,74 €	102	2.457.040,68 €	9	196.559,05 €	12	307.895,48 €
	Octavia	685	3,83%	9.127.280,93 €	3,66%	509	7.891.285,96 €	176	1.235.994,97 €	681	9.059.763,62 €	4	67.517,31 €	325	5.302.908,28 €	277	2.669.826,37 €	83	1.154.546,28 €
	Rapid	284	1,59%	2.702.323,51 €	1,08%	220	2.350.679,50 €	64	351.644,01 €	283	2.694.520,44 €	1	7.803,07 €	108	1.140.201,20 €	88	638.300,96 €	88	923.821,35 €
	Roomster	36	0,20%	182.897,58 €	0,07%	24	154.088,26 €	12	28.809,32 €	36	182.897,58 €	0	0,00 €	14	79.118,96 €	17	74.238,99 €	5	29.539,63 €
	Scala	1	0,01%	21.574,54 €	0,01%	1	21.574,54 €	0	0,00 €	1	21.574,54 €	0	0,00 €	0	0,00 €	0	0,00 €	1	21.574,54 €
	Superb	205	1,15%	3.340.893,77 €	1,34%	150	2.796.788,77 €	55	544.105,00 €	204	3.317.246,05 €	1	23.647,72 €	83	1.807.324,20 €	100	1.114.318,24 €	22	419.251,33 €
	Yeti	175	0,98%	1.754.475,42 €	0,70%	121	1.446.774,42 €	54	307.701,00 €	175	1.754.475,42 €	0	0,00 €	80	907.004,33 €	59	442.935,35 €	36	404.535,74 €
Sub-Total Skoda		**2.519**	**14,10%**	**29.618.055,87 €**	**11,88%**	**1.889**	**25.471.078,83 €**	**630**	**4.146.977,04 €**	**2.503**	**29.415.772,08 €**	**16**	**202.283,79 €**	**1.200**	**17.271.124,07 €**	**750**	**6.315.035,48 €**	**569**	**6.031.896,32 €**
VW	Arteon	38	0,21%	1.047.917,86 €	0,42%	35	991.539,36 €	3	56.378,50 €	38	1.047.917,86 €	0	0,00 €	18	491.304,70 €	10	275.544,40 €	10	281.068,76 €
	Beetle	198	1,11%	2.453.028,94 €	0,98%	168	2.291.108,25 €	30	161.920,69 €	197	2.441.730,88 €	1	11.298,06 €	71	1.092.218,31 €	118	1.222.413,12 €	9	138.397,51 €
	CC	35	0,20%	426.556,80 €	0,17%	27	361.043,02 €	8	65.513,78 €	35	426.556,80 €	0	0,00 €	0	0,00 €	35	426.556,80 €	0	0,00 €
	Eos	23	0,13%	172.839,01 €	0,07%	16	138.441,10 €	7	34.397,91 €	23	172.839,01 €	0	0,00 €	1	16.104,94 €	22	156.734,07 €	0	0,00 €
	Golf	3.332	18,65%	38.837.590,69 €	15,57%	2.810	35.866.805,19 €	522	2.970.785,50 €	3.319	38.716.653,52 €	13	120.937,17 €	780	12.079.659,32 €	2.410	24.732.649,56 €	142	2.025.281,81 €
	Jetta	8	0,04%	66.976,06 €	0,03%	7	60.568,05 €	1	6.408,01 €	8	66.976,06 €	0	0,00 €	0	0,00 €	8	66.976,06 €	0	0,00 €
	New Beetle	1	0,01%	6.094,04 €	0,00%	1	6.094,04 €	0	0,00 €	1	6.094,04 €	0	0,00 €	0	0,00 €	1	6.094,04 €	0	0,00 €
	Passat	905	5,07%	11.807.493,97 €	4,74%	716	10.379.695,33 €	189	1.427.798,64 €	901	11.755.132,80 €	4	52.361,17 €	100	1.808.544,99 €	764	9.264.315,48 €	41	734.633,50 €
	Phaeton	16	0,09%	218.813,11 €	0,09%	11	157.378,56 €	5	61.434,55 €	16	218.813,11 €	0	0,00 €	0	0,00 €	16	218.813,11 €	0	0,00 €
	Polo	909	5,09%	8.050.742,79 €	3,23%	755	7.309.607,91 €	154	741.134,88 €	903	8.010.673,57 €	6	40.069,22 €	373	4.161.991,62 €	472	3.192.061,36 €	64	696.689,81 €
	Scirocco	55	0,31%	617.072,19 €	0,25%	50	582.118,41 €	5	34.953,78 €	55	617.072,19 €	0	0,00 €	6	93.844,82 €	47	494.544,41 €	2	28.682,96 €
	Sharan	208	1,16%	3.370.714,79 €	1,35%	180	3.184.383,52 €	28	186.331,27 €	208	3.370.714,79 €	0	0,00 €	36	839.264,79 €	159	2.281.243,23 €	13	250.206,77 €
	T-Cross	1	0,01%	20.548,28 €	0,01%	1	20.548,28 €	0	0,00 €	1	20.548,28 €	0	0,00 €	1	20.548,28 €	0	0,00 €	0	0,00 €
	T-Roc	160	0,90%	3.093.677,56 €	1,24%	137	2.825.703,08 €	23	267.974,48 €	160	3.093.677,56 €	0	0,00 €	127	2.454.220,04 €	18	380.160,82 €	15	259.296,70 €
	Tiguan	1.091	6,11%	19.411.611,28 €	7,78%	951	18.316.353,47 €	140	1.095.257,81 €	1.087	19.340.629,29 €	4	70.981,99 €	499	11.267.464,72 €	536	6.930.530,37 €	56	1.213.616,19 €
	Touareg	161	0,90%	3.923.239,72 €	1,57%	136	3.515.199,05 €	25	408.040,67 €	161	3.923.239,72 €	0	0,00 €	14	485.597,44 €	143	3.270.104,11 €	4	167.538,17 €
	Touran	693	3,88%	9.400.635,81 €	3,77%	541	8.197.790,80 €	152	1.202.845,01 €	692	9.370.474,49 €	1	30.161,32 €	250	4.134.449,65 €	403	4.632.324,59 €	40	633.861,57 €
	Up!	505	2,83%	3.271.681,64 €	1,31%	410	2.932.126,69 €	95	339.554,95 €	496	3.231.173,35 €	9	40.508,29 €	226	1.821.150,54 €	218	1.043.338,60 €	61	407.192,50 €
	VW Other	0	0,00%	0,00 €	0,00%	0	0,00 €	0	0,00 €	0	0,00 €	0	0,00 €	0	0,00 €	0	0,00 €	0	0,00 €
Sub-Total VW		**8.339**	**46,68%**	**106.197.234,54 €**	**42,59%**	**6.952**	**97.136.504,11 €**	**1.387**	**9.060.730,43 €**	**8.301**	**105.830.917,32 €**	**38**	**366.317,22 €**	**2.502**	**40.766.364,16 €**	**5.380**	**58.594.404,13 €**	**457**	**6.836.466,25 €**
VW LCV	Amarok	12	0,07%	206.941,44 €	0,08%	10	181.693,59 €	2	25.247,85 €	12	206.941,44 €	0	0,00 €	2	34.179,77 €	9	143.548,15 €	1	29.213,52 €
	Caddy	388	2,17%	4.964.574,52 €	1,99%	257	3.708.215,97 €	131	1.256.358,55 €	387	4.951.171,64 €	1	13.402,88 €	229	3.429.424,42 €	139	1.289.753,65 €	20	245.396,45 €
	Crafter	27	0,15%	362.598,29 €	0,15%	15	259.927,37 €	12	102.670,92 €	27	362.598,29 €	0	0,00 €	8	181.381,53 €	19	181.216,76 €	0	0,00 €
	T4	3	0,02%	26.037,60 €	0,01%	2	20.323,58 €	1	5.714,02 €	3	26.037,60 €	0	0,00 €	1	15.127,05 €	2	10.910,55 €	0	0,00 €
	T5	141	0,79%	1.674.286,80 €	0,67%	74	1.094.199,33 €	67	580.087,47 €	141	1.674.286,80 €	0	0,00 €	19	224.208,51 €	117	1.391.355,98 €	5	58.722,31 €
	T6	332	1,86%	8.594.869,55 €	3,45%	263	7.520.526,88 €	69	1.074.342,67 €	329	8.477.150,72 €	3	117.718,83 €	192	5.205.531,93 €	118	2.781.403,63 €	22	607.933,99 €
Sub-Total LCV		**903**	**5,05%**	**15.829.308,20 €**	**6,35%**	**621**	**12.784.886,72 €**	**282**	**3.044.421,48 €**	**899**	**15.698.186,49 €**	**4**	**131.121,71 €**	**451**	**9.089.853,21 €**	**404**	**5.798.188,72 €**	**48**	**941.266,27 €**
Other brands		**493**	**2,76%**	**4.414.099,46 €**	**1,77%**	**140**	**1.552.997,47 €**	**353**	**2.861.101,99 €**	**490**	**4.356.161,79 €**	**3**	**57.937,67 €**	**30**	**374.302,99 €**	**459**	**4.026.071,05 €**	**4**	**13.725,42 €**
Total		**17.864**	**100,00%**	**249.366.148,28 €**	**100,00%**	**14.703**	**226.326.540,05 €**	**3.161**	**23.039.608,23 €**	**17.778**	**248.216.032,09 €**	**86**	**1.150.116,19 €**	**5.909**	**99.504.609,30 €**	**10.249**	**124.646.557,16 €**	**1.706**	**25.214.981,82 €**

Pool data VI

	Total portfolio				Customer type				Type of car					
					Retail		Corporate		New		Used		Demonstration	
Credit type	Number of contracts	Percentage of contracts	Outstanding discounted balance	Percentage of outstanding discounted balance	Number of contracts	Outstanding discounted balance	Number of contracts	Outstanding discounted balance	Number of contracts	Outstanding discounted balance	Number of contracts	Outstanding discounted balance	Number of contracts	Outstanding discounted balance
AutoCredit	14.703	82,31%	226.326.540,05 €	90,76%	14.640	225.367.108,05 €	63	959.432,00 €	5.097	92.733.440,77 €	8.097	109.795.624,13 €	1.509	23.797.475,15 €
ClassicCredit	3.161	17,69%	23.039.608,23 €	9,24%	3.138	22.848.924,04 €	23	190.684,19 €	812	6.771.168,53 €	2.152	14.850.933,03 €	197	1.417.506,67 €
Total	**17.864**	**100,00%**	**249.366.148,28 €**	**100,00%**	**17.778**	**248.216.032,09 €**	**86**	**1.150.116,19 €**	**5.909**	**99.504.609,30 €**	**10.249**	**124.646.557,16 €**	**1.706**	**25.214.981,82 €**

	Total portfolio				Customer type			
					Retail		Corporate	
Type of car	Number of contracts	Percentage of contracts	Outstanding discounted balance	Percentage of outstanding discounted balance	Number of contracts	Outstanding discounted balance	Number of contracts	Outstanding discounted balance
New cars	5.909	33,08%	99.504.609,30 €	39,90%	5.844	98.633.542,31 €	65	871.066,99 €
Used cars	10.249	57,37%	124.646.557,16 €	49,99%	10.230	124.388.788,51 €	19	257.768,65 €
Demonstration cars	1.706	9,55%	25.214.981,82 €	10,11%	1.704	25.193.701,27 €	2	21.280,55 €
Total	**17.864**	**100,00%**	**249.366.148,28 €**	**100,00%**	**17.778**	**248.216.032,09 €**	**86**	**1.150.116,19 €**

	Total portfolio			
Customer type	Number of contracts	Percentage of contracts	Outstanding discounted balance	Percentage of outstanding discounted balance
Corporate	86	0,48%	1.150.116,19 €	0,46%
Retail	17.778	99,52%	248.216.032,09 €	99,54%
Total	**17.864**	**100,00%**	**249.366.148,28 €**	**100,00%**

Pool data VII

Total portfolio					Credit type				Customer type				Type of car					
					AutoCredit		ClassicCredit		Retail		Corporate		New		Used		Demonstration	
Interest rate paid by the receivable debtor	Number of contracts	Percentage of contracts	Outstanding discounted balance	Percentage of outstanding discounted balance	Number of contracts	Outstanding discounted balance	Number of contracts	Outstanding discounted balance	Number of contracts	Outstanding discounted balance	Number of contracts	Outstanding discounted balance	Number of contracts	Outstanding discounted balance	Number of contracts	Outstanding discounted balance	Number of contracts	Outstanding discounted balance
< 0,10 %	1.721	9,63%	21.730.161,16 €	8,71%	1.503	20.318.864,04 €	218	1.411.297,12 €	1.719	21.713.212,22 €	2	16.948,94 €	352	3.989.413,86 €	1.254	16.119.980,56 €	115	1.620.766,74 €
0,10 % - 0,49 %	7	0,04%	59.778,88 €	0,02%	4	46.508,98 €	3	13.269,90 €	7	59.778,88 €	0	0,00 €	4	35.116,29 €	2	4.067,72 €	1	20.594,87 €
0,50 % - 0,99%	2.368	13,26%	37.003.088,35 €	14,84%	2.195	35.923.353,95 €	173	1.079.734,40 €	2.368	37.003.088,35 €	0	0,00 €	806	12.719.925,23 €	1.365	21.277.040,03 €	197	3.006.123,09 €
1,00 % - 1,49 %	107	0,60%	1.560.775,65 €	0,63%	103	1.541.302,88 €	4	19.472,77 €	103	1.541.302,88 €	4	19.472,77 €	7	89.960,86 €	93	1.275.635,78 €	7	195.179,01 €
1,50 % - 1,99 %	6.076	34,01%	97.254.766,23 €	39,00%	5.335	91.179.439,57 €	741	6.075.326,66 €	6.048	96.892.588,74 €	28	362.177,49 €	3.636	61.158.828,84 €	1.573	23.830.859,78 €	867	12.265.077,61 €
2,00 % - 2,49 %	689	3,86%	12.293.523,76 €	4,93%	673	12.118.362,89 €	16	175.160,87 €	686	12.201.962,58 €	3	91.561,18 €	30	673.245,49 €	590	9.861.603,69 €	69	1.758.674,58 €
2,50 % - 2,99 %	3.561	19,93%	46.179.197,57 €	18,52%	3.005	42.922.634,20 €	556	3.256.563,37 €	3.524	45.675.034,12 €	37	504.163,45 €	848	16.733.455,14 €	2.392	24.701.190,50 €	321	4.744.551,93 €
3,00 % - 3,49 %	981	5,49%	10.449.944,10 €	4,19%	731	8.195.600,10 €	250	2.254.344,00 €	976	10.363.888,83 €	5	86.055,27 €	41	656.524,54 €	917	9.378.292,58 €	23	415.126,98 €
3,50 % - 3,99 %	1.509	8,45%	16.612.892,47 €	6,66%	913	11.965.288,55 €	596	4.647.603,92 €	1.504	16.554.038,50 €	5	58.853,97 €	150	3.068.487,13 €	1.271	12.477.118,75 €	88	1.067.286,59 €
4,00 % - 4,49 %	132	0,74%	1.175.346,72 €	0,47%	42	374.005,13 €	90	801.341,59 €	130	1.164.463,60 €	2	10.883,12 €	6	60.322,17 €	123	1.096.512,96 €	3	18.511,59 €
4,50 % - 4,99 %	407	2,28%	3.312.613,08 €	1,33%	146	1.302.811,32 €	261	2.009.801,76 €	407	3.312.613,08 €	0	0,00 €	18	243.861,51 €	379	3.007.958,24 €	10	60.793,33 €
5,00 % - 5,49 %	44	0,25%	223.286,20 €	0,09%	8	71.311,99 €	36	151.974,21 €	44	223.286,20 €	0	0,00 €	3	27.141,48 €	40	192.998,04 €	1	3.146,68 €
5,50 % - 5,99 %	138	0,77%	913.420,85 €	0,37%	29	260.192,98 €	109	653.227,87 €	138	913.420,85 €	0	0,00 €	5	43.288,93 €	132	851.428,47 €	1	18.703,45 €
6,00 % - 6,49 %	9	0,05%	46.428,74 €	0,02%	0	0,00 €	9	46.428,74 €	9	46.428,74 €	0	0,00 €	1	216,12 €	8	46.212,62 €	0	0,00 €
6,50 % - 6,99 %	66	0,37%	291.084,71 €	0,12%	12	77.964,53 €	54	213.120,18 €	66	291.084,71 €	0	0,00 €	2	4.821,71 €	63	272.227,65 €	1	14.035,35 €
7,00 % - 7,49 %	1	0,01%	11.646,15 €	0,00%	1	11.646,15 €	0	0,00 €	1	11.646,15 €	0	0,00 €	0	0,00 €	1	11.646,15 €	0	0,00 €
7,50 % - 7,99 %	19	0,11%	67.552,77 €	0,03%	0	0,00 €	19	67.552,77 €	19	67.552,77 €	0	0,00 €	0	0,00 €	18	64.625,86 €	1	2.926,91 €
8,00 % - 8,49 %	1	0,01%	3.096,11 €	0,00%	0	0,00 €	1	3.096,11 €	1	3.096,11 €	0	0,00 €	0	0,00 €	1	3.096,11 €	0	0,00 €
8,50 % - 8,99 %	17	0,10%	135.332,94 €	0,05%	3	17.252,79 €	14	118.080,15 €	17	135.332,94 €	0	0,00 €	0	0,00 €	17	135.332,94 €	0	0,00 €
9,00 % - 9,49 %	2	0,01%	4.899,37 €	0,00%	0	0,00 €	2	4.899,37 €	2	4.899,37 €	0	0,00 €	0	0,00 €	1	1.416,26 €	1	3.483,11 €
9,50 % - 9,99 %	5	0,03%	17.992,44 €	0,01%	0	0,00 €	5	17.992,44 €	5	17.992,44 €	0	0,00 €	0	0,00 €	5	17.992,44 €	0	0,00 €
>= 10,0 %	4	0,02%	19.320,03 €	0,01%	0	0,00 €	4	19.320,03 €	4	19.320,03 €	0	0,00 €	0	0,00 €	4	19.320,03 €	0	0,00 €
Total	**17.864**	**100,00%**	**249.366.148,28 €**	**100,00%**	**14.703**	**226.326.540,05 €**	**3.161**	**23.039.608,23 €**	**17.778**	**248.216.032,09 €**	**86**	**1.150.116,19 €**	**5.909**	**99.504.609,30 €**	**10.249**	**124.646.557,16 €**	**1.706**	**25.214.981,82 €**

Statistics		
Minimum interest rate debtor		0,00%
Maximum interest rate debtor		12,99%
Weighted average interest rate debtor		2,14%

Pool data VIII

	Total portfolio					Credit type						Customer type						Type of car								
						AutoCredit			ClassicCredit			Retail			Corporate			New			Used			Demonstration		
Distribution by down payment	Number of contracts	Percentage of contracts	Outstanding discounted balance	Percentage of outstanding discounted balance	Down payment/ Purchase price in %	Number of contracts	Outstanding discounted balance	Down payment/ Purchase price in %	Number of contracts	Outstanding discounted balance	Down payment/ Purchase price in %	Number of contracts	Outstanding discounted balance	Down payment/ Purchase price in %	Number of contracts	Outstanding discounted balance	Down payment/ Purchase price in %	Number of contracts	Outstanding discounted balance	Down payment/ Purchase price in %	Number of contracts	Outstanding discounted balance	Down payment/ Purchase price in %	Number of contracts	Outstanding discounted balance	Down payment/ Purchase price in %
No Down payment	5.125	28,69%	72.843.576,31 €	29,21%	0,00%	4.348	65.905.649,31 €	0,00%	777	6.937.927,00 €	0,00%	5.096	72.459.719,10 €	0,00%	29	383.857,21 €	0,00%	1.585	27.097.225,20 €	0,00%	3.003	37.550.630,95 €	0,00%	537	8.195.720,16 €	0,00%
<= 1.000,00	824	4,61%	9.622.065,34 €	3,86%	4,38%	693	8.770.709,34 €	4,18%	131	851.356,00 €	6,02%	824	9.622.065,34 €	4,38%	0	0,00 €	0,00%	261	3.748.334,85 €	3,59%	470	4.741.538,40 €	5,02%	93	1.132.192,09 €	4,23%
1.000,01 - 2.000,00	1.308	7,32%	15.547.496,84 €	6,23%	9,53%	1.122	14.463.705,19 €	9,08%	186	1.083.791,65 €	13,70%	1.300	15.510.105,61 €	9,51%	8	37.391,23 €	15,97%	408	6.004.977,26 €	8,00%	755	7.808.581,20 €	10,62%	145	1.733.938,38 €	9,56%
2.000,01 - 3.000,00	1.411	7,90%	17.472.988,95 €	7,01%	13,86%	1.220	16.187.896,78 €	13,37%	191	1.285.092,17 €	18,06%	1.398	17.348.744,48 €	13,84%	13	124.244,47 €	15,97%	419	6.371.150,68 €	11,94%	850	9.334.294,37 €	14,95%	142	1.767.543,90 €	14,33%
3.000,01 - 4.000,00	1.282	7,18%	16.289.255,29 €	6,53%	17,68%	1.075	14.931.952,59 €	16,86%	207	1.357.302,70 €	23,52%	1.267	16.119.839,51 €	17,68%	15	169.415,78 €	16,92%	356	5.298.879,70 €	15,42%	808	9.480.496,80 €	18,85%	118	1.509.878,79 €	18,02%
4.000,01 - 5.000,00	1.617	9,05%	22.741.414,44 €	9,12%	19,95%	1.331	20.557.307,35 €	19,13%	286	2.184.107,09 €	24,89%	1.610	22.640.573,98 €	19,96%	7	100.840,46 €	17,48%	557	9.637.438,20 €	17,41%	926	11.202.422,46 €	21,90%	134	1.901.553,78 €	19,79%
5.000,01 - 6.000,00	981	5,49%	14.419.287,40 €	5,78%	22,59%	829	13.347.158,39 €	21,63%	152	1.072.129,01 €	29,91%	977	14.357.424,63 €	22,62%	4	61.862,77 €	16,91%	319	5.419.404,46 €	20,22%	583	7.766.841,80 €	24,21%	79	1.233.041,14 €	22,11%
6.000,01 - 7.000,00	840	4,70%	12.236.577,27 €	4,91%	25,67%	681	11.165.887,85 €	24,16%	159	1.070.689,42 €	35,15%	837	12.150.589,77 €	25,74%	3	85.987,50 €	14,61%	236	4.237.459,90 €	22,28%	520	6.548.972,31 €	28,10%	84	1.450.145,06 €	23,10%
7.000,01 - 8.000,00	766	4,29%	11.137.394,88 €	4,47%	27,89%	620	10.186.573,67 €	26,30%	146	950.821,21 €	37,55%	765	11.120.026,14 €	27,91%	1	17.368,74 €	20,00%	241	4.447.783,70 €	24,11%	472	5.945.794,12 €	30,31%	53	743.817,06 €	27,95%
8.000,01 - 9.000,00	396	2,22%	6.040.022,69 €	2,42%	29,26%	311	5.542.366,88 €	27,00%	85	497.655,81 €	42,17%	393	5.932.297,20 €	29,44%	3	107.725,49 €	15,97%	126	2.455.676,19 €	24,92%	239	3.077.547,65 €	32,22%	31	506.798,85 €	29,20%
9.000,01 - 10.000,00	980	5,49%	15.430.811,64 €	6,19%	31,69%	785	14.004.606,04 €	29,98%	195	1.426.205,60 €	41,18%	979	15.391.510,75 €	31,73%	1	39.300,89 €	15,67%	387	7.285.046,76 €	28,86%	519	6.895.739,05 €	34,50%	74	1.250.025,83 €	29,95%
10.000,01 - 11.000,00	256	1,43%	3.630.572,41 €	1,46%	35,67%	202	3.326.436,74 €	33,08%	54	304.135,67 €	50,39%	256	3.630.572,41 €	35,67%	0	0,00 €	0,00%	98	1.772.979,89 €	31,34%	137	1.529.584,82 €	40,18%	21	328.007,70 €	32,82%
11.000,01 - 12.000,00	322	1,80%	5.277.485,56 €	2,12%	35,10%	256	4.889.153,06 €	32,41%	66	388.332,50 €	51,81%	321	5.261.139,09 €	35,11%	1	16.346,47 €	30,00%	119	2.574.457,93 €	29,75%	171	2.230.458,79 €	39,50%	32	472.568,84 €	37,79%
12.000,01 - 13.000,00	217	1,21%	3.112.567,52 €	1,25%	38,82%	160	2.691.634,62 €	36,48%	57	420.932,90 €	47,41%	217	3.112.567,52 €	38,82%	0	0,00 €	0,00%	77	1.250.883,50 €	37,12%	122	1.478.968,06 €	42,06%	18	382.715,96 €	29,19%
13.000,01 - 14.000,00	184	1,03%	2.633.336,40 €	1,06%	41,51%	131	2.272.581,30 €	38,35%	53	360.755,10 €	52,13%	184	2.633.336,40 €	41,51%	0	0,00 €	0,00%	77	1.306.226,83 €	38,25%	93	1.074.209,29 €	45,27%	14	252.900,28 €	38,23%
14.000,01 - 15.000,00	407	2,28%	6.469.425,03 €	2,59%	40,70%	308	5.724.550,05 €	38,09%	99	744.874,98 €	51,74%	407	6.469.425,03 €	40,70%	0	0,00 €	0,00%	189	3.368.078,09 €	38,74%	183	2.454.618,18 €	43,15%	35	646.727,76 €	39,74%
> 15.000,00	948	5,31%	14.461.870,31 €	5,80%	49,95%	631	12.358.370,89 €	45,07%	317	2.103.499,42 €	63,50%	947	14.456.095,13 €	49,95%	1	5.775,18 €	49,38%	454	7.228.605,16 €	49,30%	398	5.525.858,91 €	51,63%	96	1.707.406,24 €	46,78%
Total	**17.864**	**100,00%**	**249.366.148,28 €**	**100,00%**	**20,18%**	14.703	226.326.540,05 €	18,21%	3.161	23.039.608,23 €	31,96%	17.778	248.216.032,09 €	20,22%	86	1.150.116,19 €	12,32%	5.909	99.504.609,30 €	19,75%	10.249	124.646.557,16 €	20,79%	1.706	25.214.981,82 €	18,65%

Statistics down payments	
Minimum down payment	50,00 €
Maximum down payment	73.000,00 €
Average down payment (Customers that made a down payment)	6.923,45 €
Average down payment	4.937,19 €

Motor type

	Total portfolio				Credit type				Customer type				Vehicle status					
					AutoCredit		ClassicCredit		Retail		Corporate		New		Used		Demonstration	
Distribution by motor type	Number of contracts	Percentage of contracts	Outstanding discounted balance	Percentage of outstanding discounted balance	Number of contracts	Outstanding discounted balance	Number of contracts	Outstanding discounted balance3	Number of contracts	Outstanding discounted balance5	Number of contracts	Outstanding discounted balance7	Number of contracts	Outstanding discounted balance9	Number of contracts	Outstanding discounted balance11	Number of contracts	Outstanding discounted balance11
EA189 (unfixed)	10	0,06%	55.546,83 €	0,02%	9	55.010,24 €	1	536,59 €	10	55.546,83 €	0	0,00 €	2	14.151,00 €	7	32.421,94 €	1	8.973,89 €
Other	17.854	99,94%	249.310.601,45 €	99,98%	14.694	226.271.529,81 €	3.160	23.039.071,64 €	17.768	248.160.485,26 €	86	1.150.116,19 €	5.907	99.490.458,30 €	10.242	124.614.135,22 €	1.705	25.206.007,93 €
Total	**17.864**	**100,00%**	**249.366.148,28 €**	**100,00%**	**14.703**	**226.326.540,05 €**	**3.161**	**23.039.608,23 €**	**17.778**	**248.216.032,09 €**	**86**	**1.150.116,19 €**	**5.909**	**99.504.609,30 €**	**10.249**	**124.646.557,16 €**	**1.706**	**25.214.981,82 €**

Balloon instalment in % of Outstanding Discounted Balance

Length of Remaining Term (months)	Number of Balloon Loans contracts	Percentage of Balloon Loans contracts	Outstanding Discounted Principal Balloon Balance	Outstanding Discounted Balance	Remaining Balloon in % of Outstanding Discounted Balance
1	325	2,21%	1.939.235,03 €	1.953.511,40 €	99,27%
2	240	1,63%	1.937.003,70 €	1.998.378,57 €	96,93%
3	270	1,84%	2.352.646,34 €	2.485.736,00 €	94,65%
4	270	1,84%	2.405.095,07 €	2.607.257,33 €	92,25%
5	230	1,56%	2.347.081,07 €	2.593.747,08 €	90,49%
6	287	1,95%	2.772.334,38 €	3.148.621,12 €	88,05%
7	242	1,65%	2.550.452,34 €	2.932.903,65 €	86,96%
8	191	1,30%	2.117.048,96 €	2.468.445,02 €	85,76%
9	199	1,35%	2.097.472,84 €	2.504.179,55 €	83,76%
10	199	1,35%	2.088.046,08 €	2.526.685,59 €	82,64%
11	260	1,77%	2.529.641,12 €	3.239.530,62 €	78,09%
12	253	1,72%	2.434.141,38 €	3.108.748,03 €	78,30%
13	275	1,87%	2.708.869,81 €	3.528.202,10 €	76,78%
14	308	2,09%	3.434.008,13 €	4.413.272,77 €	77,81%
15	291	1,98%	3.426.267,30 €	4.545.120,09 €	75,38%
16	250	1,70%	3.282.090,17 €	4.342.606,58 €	75,58%
17	306	2,08%	3.920.286,37 €	5.360.978,11 €	73,13%
18	333	2,26%	3.210.405,21 €	4.629.869,21 €	69,34%
19	416	2,83%	3.863.840,81 €	5.698.273,74 €	67,81%
20	479	3,26%	5.290.204,41 €	7.639.358,25 €	69,25%
21	377	2,56%	4.060.711,40 €	6.020.113,55 €	67,45%
22	306	2,08%	3.178.230,79 €	4.894.700,48 €	64,93%
23	340	2,31%	3.577.690,78 €	5.482.570,21 €	65,26%
24	292	1,99%	2.903.818,61 €	4.610.928,50 €	62,98%
25	294	2,00%	2.857.675,05 €	4.613.417,57 €	61,94%
26	595	4,05%	5.909.596,92 €	9.515.980,61 €	62,10%
27	623	4,24%	5.866.271,30 €	9.713.664,58 €	60,39%
28	566	3,85%	5.723.840,99 €	9.365.607,92 €	61,12%
29	688	4,68%	6.525.984,97 €	10.981.731,71 €	59,43%
30	449	3,05%	4.314.196,05 €	7.378.734,67 €	58,47%
31	395	2,69%	3.819.007,06 €	6.533.119,96 €	58,46%
32	456	3,10%	4.465.414,53 €	7.894.176,87 €	56,57%
33	359	2,44%	3.725.599,00 €	6.474.173,85 €	57,55%
34	320	2,18%	3.126.814,57 €	5.699.317,17 €	54,86%
35	341	2,32%	3.471.136,86 €	6.340.221,04 €	54,75%
36	326	2,22%	2.876.656,57 €	5.576.713,87 €	51,58%
37	221	1,50%	1.909.547,64 €	3.839.022,12 €	49,74%
38	280	1,90%	2.420.533,24 €	4.824.846,48 €	50,17%
39	308	2,09%	2.601.170,23 €	5.184.503,19 €	50,17%
40	248	1,69%	2.173.635,77 €	4.331.492,92 €	50,18%
41	235	1,60%	2.098.450,44 €	4.311.992,45 €	48,67%
42	181	1,23%	1.704.527,06 €	3.571.700,10 €	47,72%
43	200	1,36%	1.894.036,60 €	3.903.157,58 €	48,53%
44	185	1,26%	1.695.845,93 €	3.530.389,57 €	48,04%
45	122	0,83%	1.118.376,49 €	2.434.278,12 €	45,94%
46	82	0,56%	734.383,25 €	1.580.801,93 €	46,46%
47	67	0,46%	626.896,84 €	1.410.781,36 €	44,44%
48	50	0,34%	461.162,46 €	961.513,80 €	47,96%
49	23	0,16%	189.056,20 €	429.317,13 €	44,04%
50	27	0,18%	247.357,44 €	556.821,14 €	44,42%
51	31	0,21%	268.073,26 €	610.162,46 €	43,93%
52	19	0,13%	192.725,07 €	438.463,90 €	43,95%
53	24	0,16%	198.921,91 €	470.224,25 €	42,30%
54	13	0,09%	126.125,62 €	288.052,69 €	43,79%
55	11	0,07%	112.499,59 €	239.126,43 €	47,05%
56	5	0,03%	47.816,99 €	134.529,41 €	35,54%
57	13	0,09%	115.732,43 €	278.979,04 €	41,48%
58	3	0,02%	35.616,73 €	78.428,68 €	45,41%
59	3	0,02%	29.763,20 €	76.018,07 €	39,15%
60	1	0,01%	5.331,66 €	21.339,86 €	24,98%
61	0	0,00%	- €	- €	-
62	0	0,00%	- €	- €	-
63	0	0,00%	- €	- €	-
64	0	0,00%	- €	- €	-
65	0	0,00%	- €	- €	-
66	0	0,00%	- €	- €	-
67	0	0,00%	- €	- €	-
68	0	0,00%	- €	- €	-
69	0	0,00%	- €	- €	-
70	0	0,00%	- €	- €	-
71	0	0,00%	- €	- €	-
72	0	0,00%	- €	- €	-
73	0	0,00%	- €	- €	-
74	0	0,00%	- €	- €	-
75	0	0,00%	- €	- €	-
76	0	0,00%	- €	- €	-
77	0	0,00%	- €	- €	-
78	0	0,00%	- €	- €	-
79	0	0,00%	- €	- €	-
80	0	0,00%	- €	- €	-
81	0	0,00%	- €	- €	-
82	0	0,00%	- €	- €	-
Total	**14.703**	**100,00%**	**144.116.402,02 €**	**226.326.540,05 €**	**63,68%**

Loan level data

No.	Month / Year of Origination	Month / Year of Default	Original Balance	Outstanding nominal balance at Default date	Rebate (NEW)	Month / Year of Loss	Total Recovery (NEW)	Loss amount	Loss Percentage on Original Balance	Geographical Location of Borrower	Object Type (new / used)	Manufacturer / Make	Contract Type (leasehold, purchase/loan)	Customer type	Recoveries 06.2019 - 09.2019	Recoveries 09.2019	Recoveries 01.1990 - 09.2019
Gesamt:			19.472.962,54 €	7.941.984,94 €	1.986.446,98 €		4.917.212,48 €	3.179.385,72 €							4.421.062,74 €	56.129,72 €	4.917.212,48 €
1	201106	201508		9.453,24 €	2.836,31 €	09.2009	8.776,60 €	676,31 €	7,15%	North Rhine-Westphalia	Used	AUDI	AutoCredit	RETAIL	8.776,60 €	0,00 €	8.776,60 €
2	201204	201507		9.990,00 €	8.390,94 €	03.2016	9.535,58 €	1.454,06 €	14,56%	Bavaria	VW	VW	AutoCredit	RETAIL	6.535,58 €	0,00 €	6.535,58 €
3	201502	201507		20.684,98 €	21.470,08 €	1.960,42 €	20.009	11.987,77 €	57,93%	Thuringia	New	VW	AutoCredit	RETAIL	11.987,77 €	0,00 €	11.987,77 €
4	201503	201508		5.210,32 €	4.566,00 €	185,64 €	201510	3.939,48 €	75,62%	North Rhine-Westphalia	Used	VWN	GlassCredit	RETAIL	3.939,48 €	0,00 €	3.939,48 €
5	201103	201509		16.817,25 €	16.200,20 €	1.675,77 €	201512	11.922,01 €	73,60%	Lower Saxony	Used	VWN	AutoCredit	RETAIL	11.922,01 €	0,00 €	11.922,01 €
6	200908	201503		13.160,00 €	13.160,00 €	0,00 €	201512	8.866,00 €	67,38%	Saxony-Anhalt	Used	AUDI	GlassCredit	RETAIL	8.866,00 €	0,00 €	8.866,00 €
7	201009	201511		5.180,00 €	182,00 €	147,00 €	201601	0,00 €	0,00%	Mecklenburg-Vorpommern	Used	SEAT	GlassCredit	RETAIL	0,00 €	0,00 €	0,00 €
8	201306	201511		10.979,00 €	8.223,80 €	-4,00 €	201601	4.171,76 €	38,00%	North Rhine-Westphalia	Used	SKODA	AutoCredit	RETAIL	4.171,76 €	0,00 €	4.171,76 €
9	201411	201511		16.970,00 €	17.831,74 €	1.658,47 €	201601	8.707,14 €	51,32%	Lower Saxony	New	MX	GlassCredit	RETAIL	8.707,14 €	0,00 €	8.707,14 €
10	201412	201511		24.860,00 €	23.861,08 €	831,59 €	201602	16.371,02 €	65,87%	North Rhine-Westphalia	Demonstration	AUDI	AutoCredit	RETAIL	16.371,02 €	0,00 €	16.371,02 €
11	201305	201512		22.900,00 €	22.653,35 €	539,65 €	201602	15.679,60 €	68,74%	Saxony	New	VW	AutoCredit	RETAIL	15.679,60 €	0,00 €	15.679,60 €
12	201501	201512		16.600,00 €	16.517,42 €	1.814,40 €	201603	11.538,78 €	69,51%	Bavaria	Used	BMW	GlassCredit	RETAIL	11.538,78 €	0,00 €	11.538,78 €
13	201310	201512		10.000,00 €	9.750,00 €	0,00 €	201603	9.750,00 €	97,50%	Lower Saxony	Used	AUDI	AutoCredit	RETAIL	9.750,00 €	0,00 €	9.750,00 €
14	201310	201512		13.798,00 €	5.740,00 €	54,54 €	201604	6.092,00 €	22,42%	North Rhine-Westphalia	Used	AUDI	AutoCredit	RETAIL	6.092,00 €	0,00 €	6.092,00 €
15	201405	201509		7.244,00 €	5.765,34 €	408,75 €	201604	2.673,49 €	37,07%	Baden-Wuerttemberg	Used	VW	GlassCredit	RETAIL	2.673,49 €	0,00 €	2.673,49 €
16	201406	201601		33.334,44 €	27.797,04 €	0,00 €	201604	21.478,08 €	64,42%	Hesse	New	VW	AutoCredit	RETAIL	21.478,08 €	0,00 €	21.478,08 €
17	201410	201507		37.150,00 €	32.340,80 €	895,15 €	201604	27.845,10 €	74,95%	North Rhine-Westphalia	New	VW	AutoCredit	RETAIL	27.845,10 €	0,00 €	27.845,10 €
18	201501	201601		14.634,17 €	13.737,28 €	1.001,98 €	201604	9.835,76 €	71,62%	North Rhine-Westphalia	Used	VW	AutoCredit	RETAIL	9.035,76 €	0,00 €	9.035,76 €
19	201307	201602		23.075,61 €	22.750,57 €	1.548,60 €	201604	13.084,46 €	57,51%	Saxony	Demonstration	SKODA	AutoCredit	RETAIL	13.084,46 €	0,00 €	13.084,46 €
20	201411	201602		20.000,00 €	19.000,00 €	1.000,00 €	201605	9.000,00 €	47,37%	Rhineland-Palatinate	Used	VW	AutoCredit	RETAIL	9.000,00 €	0,00 €	9.000,00 €
21	201401	201511		20.600,00 €	20.194,00 €	1.644,46 €	201605	10.788,65 €	52,39%	Bavaria	HYUNDAI	GlassCredit	RETAIL	10.788,65 €	0,00 €	10.788,65 €
22	201501	201603		32.400,00 €	30.212,93 €	603,20 €	201605	17.660,60 €	54,49%	Bavaria	Used	AUDI	AutoCredit	RETAIL	17.660,60 €	0,00 €	17.660,60 €
23	201312	201602		9.505,26 €	9.075,85 €	575,27 €	201606	2.906,40 €	30,58%	Saxony-Anhalt	Used	SEAT	GlassCredit	RETAIL	2.906,40 €	0,00 €	2.906,40 €
24	201411	201603		23.460,00 €	18.643,58 €	661,87 €	201606	13.727,80 €	58,57%	North Rhine-Westphalia	Used	AUDI	AutoCredit	RETAIL	13.727,80 €	0,00 €	13.727,80 €
25	201503	201603		20.000,00 €	19.000,00 €	0,00 €	201606	17.000,00 €	85,00%	Bavaria	Used	VW	AutoCredit	RETAIL	17.000,00 €	0,00 €	17.000,00 €
26	201503	201603		35.260,00 €	31.749,09 €	1.501,08 €	201606	17.860,01 €	50,67%	Bavaria	New	VW	AutoCredit	RETAIL	17.860,01 €	0,00 €	17.860,01 €
27	201405	201603		25.733,60 €	13.322,46 €	193,53 €	201607	4.050,13 €	9,05%	North Rhine-Westphalia	New	VW	GlassCredit	RETAIL	4.050,13 €	0,00 €	4.050,13 €
28	201501	201603		29.039,00 €	24.995,20 €	1.015,61 €	201607	13.080,50 €	45,05%	Mecklenburg-Vorpommern	New	VW	GlassCredit	RETAIL	13.280,50 €	0,00 €	13.280,50 €
29	201507	201605		16.973,61 €	17.300,68 €	1.793,91 €	201607	12.165,70 €	70,34%	Schleswig-Holstein	Demonstration	VW	AutoCredit	RETAIL	12.165,70 €	0,00 €	12.165,70 €
30	201205	201603		18.700,00 €	15.420,74 €	37,26 €	201608	7.231,13 €	38,67%	Baden-Wuerttemberg	Used	VWN	AutoCredit	RETAIL	7.231,13 €	0,00 €	7.231,13 €
31	201210	201603		24.347,84 €	12.262,62 €	147,49 €	201608	7.576,01 €	31,12%	Brandenburg	Used	VW	AutoCredit	RETAIL	7.576,01 €	0,00 €	7.576,01 €
32	201307	201603		20.000,00 €	19.000,00 €	0,00 €	201608	14.000,00 €	70,00%	Mecklenburg-Vorpommern	Used	VW	AutoCredit	RETAIL	14.000,00 €	0,00 €	14.000,00 €
33	201312	201605		20.200,00 €	13.743,93 €	0,00 €	201608	10.056,40 €	49,77%	Bavaria	Used	AUDI	AutoCredit	RETAIL	10.056,40 €	0,00 €	10.056,40 €
34	201402	201604		72.286,97 €	65.434,82 €	1.000,84 €	201608	37.290,48 €	27,583,92 €	Saxony-Anhalt	New	AUDI	AutoCredit	RETAIL	37.290,48 €	0,00 €	37.290,48 €
35	201403	201512		25.274,65 €	17.524,91 €	30,48 €	201608	12.083,11 €	47,82%	Baden-Wuerttemberg	Used	AUDI	AutoCredit	RETAIL	12.083,11 €	0,00 €	12.083,11 €
36	201404	201606		19.828,46 €	14.997,25 €	0,00 €	201608	9.484,42 €	47,84%	Bavaria	New	SEAT	AutoCredit	RETAIL	9.484,42 €	0,00 €	9.484,42 €
37	201502	201606		32.072,00 €	27.480,98 €	1.203,20 €	201608	16.480,00 €	51,39%	North Rhine-Westphalia	New	SKODA	AutoCredit	RETAIL	16.480,00 €	0,00 €	16.480,00 €
38	201502	201606		29.065,00 €	26.160,49 €	1.530,99 €	201608	16.140,54 €	55,53%	Berlin	New	VW	AutoCredit	RETAIL	16.140,54 €	0,00 €	16.140,54 €
39	201503	201602		19.000,00 €	17.100,00 €	0,00 €	201608	15.210,84 €	80,06%	Bavaria	Used	AUDI	AutoCredit	RETAIL	15.210,84 €	0,00 €	15.210,84 €
40	201503	201602		17.071,40 €	16.337,28 €	0,00 €	201608	11.011,81 €	64,52%	North Rhine-Westphalia	Used	VW	AutoCredit	RETAIL	11.011,81 €	0,00 €	11.011,81 €
41	201504	201605		9.369,55 €	8.876,64 €	1.128,00 €	201608	3.637,28 €	43,79%	Bavaria	Used	SONSTIGES	GlassCredit	RETAIL	3.637,28 €	0,00 €	3.637,28 €
42	201308	201605		24.161,47 €	24.714,25 €	0,00 €	201608	13.693,15 €	56,67%	Brandenburg	Used	VW	GlassCredit	RETAIL	13.693,15 €	0,00 €	13.693,15 €
43	201405	201605		34.730,50 €	30.631,90 €	0,00 €	201609	17.696,97 €	51,00%	North Rhine-Westphalia	New	AUDI	AutoCredit	RETAIL	17.696,97 €	0,00 €	17.696,97 €
44	201406	201606		19.000,00 €	17.100,00 €	570,00 €	201609	13.130,00 €	69,11%	Lower Saxony	Used	VW	AutoCredit	RETAIL	13.130,00 €	0,00 €	13.130,00 €
45	201407	201607		19.150,04 €	14.407,79 €	0,00 €	201609	9.759,00 €	50,97%	Bavaria	VWN	AutoCredit	RETAIL	9.759,00 €	0,00 €	9.759,00 €
46	201502	201606		18.863,00 €	313,00 €	0,00 €	201609	0,00 €	0,00%	North Rhine-Westphalia	Used	VW	AutoCredit	RETAIL	0,00 €	0,00 €	0,00 €
47	201503	201601		17.838,00 €	18.915,08 €	1.950,00 €	201609	9.302,32 €	52,14%	Other	Used	BMW	GlassCredit	RETAIL	9.302,32 €	0,00 €	9.302,32 €
48	201504	201606		17.900,00 €	15.801,88 €	983,51 €	201609	9.892,00 €	55,26%	Saxony-Anhalt	Used	VW	AutoCredit	RETAIL	9.892,00 €	0,00 €	9.892,00 €
49	201505	201605		19.000,00 €	16.850,01 €	0,00 €	201609	9.700,00 €	51,05%	Bavaria	Used	VW	AutoCredit	RETAIL	9.700,00 €	0,00 €	9.700,00 €
50	201211	201601		19.039,40 €	11.651,19 €	0,00 €	201610	6.244,63 €	28,40%	Bavaria	New	VW	AutoCredit	RETAIL	6.244,63 €	0,00 €	6.244,63 €
51	201407	201608		19.000,00 €	0,00 €	0,00 €	201610	0,00 €	0,00%	Lower Saxony	Used	VWN	AutoCredit	RETAIL	0,00 €	0,00 €	0,00 €
52	201408	201607		16.000,00 €	14.840,68 €	0,00 €	201610	7.625,54 €	47,66%	Saxony-Anhalt	Used	VW	AutoCredit	RETAIL	7.625,54 €	0,00 €	7.625,54 €
53	201411	201603		37.571,31 €	32.772,84 €	1.476,76 €	201610	22.376,67 €	23,74%	Hesse	Used	VW	AutoCredit	RETAIL	22.376,67 €	0,00 €	22.376,67 €
54	201501	201608		35.521,01 €	22.947,49 €	0,00 €	201610	18.512,76 €	18,82%	Thuringia	New	VW	AutoCredit	RETAIL	18.512,76 €	0,00 €	18.512,76 €
55	201505	201605		58.721,68 €	50.075,60 €	0,00 €	201610	28.477,05 €	43,59%	North Rhine-Westphalia	New	VWN	AutoCredit	RETAIL	28.477,05 €	0,00 €	28.477,05 €
56	201306	201607		19.000,00 €	2.010,00 €	0,00 €	201610	13.990,00 €	73,63%	Saxony	Used	VW	AutoCredit	RETAIL	13.990,00 €	0,00 €	13.990,00 €
57	201307	201609		7.283,01 €	350,40 €	0,00 €	201611	353,40 €	4,85%	Hamburg	Used	VW	AutoCredit	RETAIL	353,40 €	0,00 €	353,40 €
58	201308	201607		22.885,00 €	15.782,68 €	353,38 €	201611	7.553,56 €	7,87%	Schleswig-Holstein	Demonstration	SEAT	AutoCredit	RETAIL	7.553,56 €	0,00 €	7.553,56 €
59	201404	201607		14.266,70 €	12.073,79 €	486,13 €	201611	3.964,46 €	5,55%	Berlin	New	VW	AutoCredit	RETAIL	3.964,46 €	0,00 €	3.964,46 €
60	201407	201603		24.522,18 €	21.254,75 €	592,64 €	201611	13.155,87 €	7,506,24 €	North Rhine-Westphalia	Used	AUDI	AutoCredit	RETAIL	13.155,87 €	0,00 €	13.155,87 €
61	201408	201608		19.066,14 €	16.534,68 €	566,46 €	201611	11.303,10 €	4.803,07 €	Lower Saxony	Used	AUDI	AutoCredit	RETAIL	11.303,10 €	0,00 €	11.303,10 €
62	201408	201608		16.609,34 €	1.748,07 €	0,00 €	201611	0,00 €	1.748,07 €	North Rhine-Westphalia	Used	AUDI	AutoCredit	RETAIL	0,00 €	0,00 €	0,00 €
63	201411	201608		40.000,00 €	32.000,00 €	1.000,00 €	201611	19.270,00 €	47,175,00 €	Saxony	New	VW	AutoCredit	RETAIL	19.270,00 €	0,00 €	19.270,00 €
64	201511	201608		46.001,23 €	46.204,00 €	3.866,87 €	201611	31.379,48 €	68,21%	Hesse	New	VW	AutoCredit	RETAIL	31.379,48 €	0,00 €	31.379,48 €
65	201205	201602		3.777,86 €	3.636,89 €	378,22 €	201612	878,14 €	24,15%	Saarland	Used	OPEL	GlassCredit	RETAIL	878,14 €	0,00 €	878,14 €
66	201307	201609		15.960,00 €	8.407,31 €	0,00 €	201612	4.958,70 €	58,97%	Saxony	Used	AUDI	AutoCredit	RETAIL	4.958,70 €	0,00 €	4.958,70 €
67	201308	201602		14.200,00 €	11.394,77 €	510,86 €	201612	7.289,06 €	63,94%	Saxony	Used	VW	AutoCredit	RETAIL	7.289,06 €	0,00 €	7.289,06 €
68	201405	201602		28.998,00 €	25.653,04 €	386,49 €	201612	14.833,06 €	50,87,06 €	Saxony	Demonstration	VW	AutoCredit	RETAIL	14.833,06 €	0,00 €	14.833,06 €
69	201409	201609		12.993,00 €	9.425,44 €	460,90 €	201612	5.336,51 €	3.631,94 €	Saxony	New	VW	AutoCredit	RETAIL	5.336,51 €	0,00 €	5.336,51 €
70	201410	201609		19.000,00 €	17.100,00 €	0,00 €	201612	14.000,00 €	73,68%	North Rhine-Westphalia	Used	VW	AutoCredit	RETAIL	14.000,00 €	0,00 €	14.000,00 €
71	201411	201609		19.000,00 €	11.420,00 €	0,00 €	201612	7.990,72 €	3.429,28 €	Bavaria	Used	VW	AutoCredit	RETAIL	7.990,72 €	0,00 €	7.990,72 €
72	201412	201608		9.428,85 €	8.371,17 €	434,12 €	201612	4.845,13 €	3.081,92 €	Brandenburg	Used	VW	AutoCredit	RETAIL	4.845,13 €	0,00 €	4.845,13 €
73	201501	201601		18.860,00 €	21.008,68 €	2.350,00 €	201612	8.934,94 €	63,39%	Hesse	VW	GlassCredit	RETAIL	8.934,94 €	0,00 €	8.934,94 €
74	201502	201602		25.460,00 €	25.200,50 €	1.015,76 €	201612	16.460,93 €	5.755,61 €	Saxony	Used	AUDI	AutoCredit	RETAIL	16.460,93 €	0,00 €	16.460,93 €
75	201503	201603		19.000,00 €	17.100,00 €	0,00 €	201612	11.000,00 €	8.100,00 €	North Rhine-Westphalia	Used	VW	AutoCredit	RETAIL	11.000,00 €	0,00 €	11.000,00 €
76	201411	201609		19.000,00 €	11.420,00 €	0,00 €	201612	7.990,72 €	3.429,28 €	Bavaria	Used	VW	AutoCredit	RETAIL	7.990,72 €	0,00 €	7.990,72 €
77	201408	201511		12.190,00 €	10.245,10 €	0,00 €	201701	6.065,00 €	4.180,10 €	North Rhine-Westphalia	Demonstration	VW	GlassCredit	RETAIL	6.065,00 €	0,00 €	6.065,00 €
78	201409	201512		18.000,00 €	15.891,42 €	468,10 €	201701	12.475,75 €	2.747,58 €	North Rhine-Westphalia	Used	AUDI	AutoCredit	RETAIL	12.475,75 €	0,00 €	12.475,75 €
79	201410	201607		47.900,00 €	43.909,74 €	2.508,74 €	201701	27.900,81 €	19.000,19 €	28,18% North Rhine-Westphalia	Demonstration	AUDI	AutoCredit	RETAIL	27.900,81 €	0,00 €	27.900,81 €
80	201502	201603		22.460,00 €	19.661,52 €	607,62 €	201701	14.623,54 €	5.037,98 €	Lower Saxony	Used	AUDI	AutoCredit	RETAIL	14.623,54 €	0,00 €	14.623,54 €
81	201503	201603		37.950,00 €	40.076,84 €	0,00 €	201701	1.863,11 €	38.213,93 €	100,69% Berlin	New	AUDI	AutoCredit	RETAIL	1.863,11 €	0,00 €	1.863,11 €
82	201504	201604		19.000,00 €	17.100,00 €	3.000,00 €	201701	14.100,00 €	5.000,00 €	26,32% Lower Saxony	Used	VW	AutoCredit	RETAIL	14.100,00 €	0,00 €	14.100,00 €
83	201506	201611		16.600,00 €	15.026,99 €	609,49 €	201701	8.758,43 €	7.364,07 €	43,95% Baden-Wuerttemberg	New	VW	AutoCredit	RETAIL	8.758,43 €	0,00 €	8.758,43 €
84	201507	201605		16.063,92 €	16.521,71 €	338,93 €	201701	4.832,81 €	11.349,97 €	70,69% Other	Used	VW	AutoCredit	RETAIL	4.832,81 €	0,00 €	4.832,81 €
85	201508	201611		45.100,00 €	45.044,80 €	0,00 €	201701	38.129,92 €	6.914,88 €	15,33% Hesse	Demonstration	AUDI	AutoCredit	RETAIL	38.129,92 €	0,00 €	38.129,92 €
86	201511	201606		39.863,79 €	39.137,17 €	2.163,86 €	201701	23.369,98 €	13.603,32 €	34,13% Thuringia	New	VW	AutoCredit	RETAIL	23.369,98 €	0,00 €	23.369,98 €
87	201206	201607		17.595,00 €	6.604,10 €	147,61 €	201702	3.796,66 €	2.755,92 €	15,67% North Rhine-Westphalia	Used	SEAT	GlassCredit	RETAIL	3.796,66 €	0,00 €	3.796,66 €
88	201303	201602		17.700,00 €	10.730,28 €	0,00 €	201702	7.228,54 €	3.501,74 €	19,79% Baden-Wuerttemberg	Used	SEAT	AutoCredit	RETAIL	7.228,54 €	0,00 €	7.228,54 €
89	201304	201604		19.000,00 €	17.100,00 €	0,00 €	201702	12.000,00 €	5.100,00 €	26,84% Hesse	Demonstration	SEAT	AutoCredit	RETAIL	12.000,00 €	0,00 €	12.000,00 €
90	201407	201609		16.200,00 €	14.744,93 €	427,10 €	201702	8.368,61 €	5.758,17 €	35,49% Bavaria	VW	AutoCredit	RETAIL	8.368,61 €	0,00 €	8.368,61 €
91	201502	201605		30.460,00 €	31.436,91 €	2.656,41 €	201702	19.215,97 €	9.387,13 €	30,80% North Rhine-Westphalia	Used	VW	GlassCredit	RETAIL	19.215,97 €	0,00 €	19.215,97 €
92	201503	201602		32.490,00 €	32.940,53 €	555,38 €	201702	18.621,41 €	14.028,94 €	43,17% North Rhine-Westphalia	Used	VW	AutoCredit	RETAIL	18.621,41 €	0,00 €	18.621,41 €
93	201504	201601		24.350,00 €	19.668,69 €	27,13 €	201702	14.750,92 €	4.890,64 €	20,08% Berlin	Demonstration	SKODA	GlassCredit	RETAIL	14.750,92 €	0,00 €	14.750,92 €
94	201505	201604		19.000,00 €	17.100,00 €	1.000,00 €	201702	12.000,00 €	5.100,00 €	26,84% North Rhine-Westphalia	Demonstration	VW	AutoCredit	RETAIL	12.000,00 €	0,00 €	12.000,00 €
95	201401	201604		27.900,00 €	20.739,22 €	967,80 €	201703	10.060,00 €	9.839,22 €	35,26% Bavaria	VW	AutoCredit	RETAIL	10.060,00 €	0,00 €	10.060,00 €
96	201404	201611		17.158,97 €	10.015,69 €	-48,34 €	201703	7.887,01 €	2.075,14 €	12,11% North Rhine-Westphalia	Used	AUDI	AutoCredit	RETAIL	7.887,01 €	0,00 €	7.887,01 €
97	201405	201602		52.231,17 €	44.627,37 €	2.100,94 €	201703	21.439,40 €	28.791,77 €	55,09% Baden-Wuerttemberg	Used	AUDI	GlassCredit	RETAIL	21.439,04 €	0,00 €	21.439,40 €
98	201502	201701		22.149,69 €	20.272,77 €	1.377,98 €	201703	11.474,67 €	7.420,12 €	33,50% Baden-Wuerttemberg	Used	VW	GlassCredit	RETAIL	11.474,67 €	0,00 €	11.474,67 €
99	201503	201611		19.000,00 €	13.915,10 €	747,95 €	201703	9.191,96 €	3.975,39 €	23,82% Bavaria	VW	GlassCredit	RETAIL	9.191,96 €	0,00 €	9.191,96 €
100	201504	201607		8.563,51 €	8.323,70 €	392,19 €	201703	4.202,43 €	3.529,08 €	41,11% Schleswig-Holstein	Used	OPEL	GlassCredit	RETAIL	4.202,43 €	0,00 €	4.202,43 €
101	201505	201608		19.000,00 €	17.100,00 €	0,00 €	201703	12.000,00 €	5.100,00 €	26,84% Lower Saxony	Used	VW	AutoCredit	RETAIL	12.000,00 €	0,00 €	12.000,00 €
102	201506	201608		10.900,00 €	8.812,49 €	166,43 €	201703	4.875,32 €	3.970,73 €	36,42% Bavaria	BMW	AutoCredit	RETAIL	4.875,32 €	0,00 €	4.875,32 €
103	201512	201611		29.667,74 €	26.102,45 €	1.030,95 €	201703	12.153,95 €	11.917,55 €	39,93% Baden-Wuerttemberg	New	VW	AutoCredit	RETAIL	12.153,95 €	0,00 €	12.153,95 €
104	201508	201608		30.200,00 €	33.448,56 €	3.170,76 €	201703	18.198,88 €	15.181,12 €	49,78% Baden-Wuerttemberg	Used	BMW	GlassCredit	RETAIL	18.198,88 €	0,00 €	18.198,88 €
105	201311	201606		27.865,31 €	20.731,08 €	630,36 €	201704	13.147,25 €	8.953,67 €	24,00% North Rhine-Westphalia	Used	AUDI	GlassCredit	RETAIL	13.147,25 €	0,00 €	13.147,25 €
106	201408	201606		19.000,00 €	17.100,00 €	0,00 €	201704	12.000,00 €	5.100,00 €	26,84% North Rhine-Westphalia	Used	VW	AutoCredit	RETAIL	12.000,00 €	0,00 €	12.000,00 €
107	201409	201612		29.242,70 €	21.998,00 €	987,94 €	201704	14.752,51 €	6.255,65 €	22,20% Mecklenburg-Vorpommern	New	VW	AutoCredit	RETAIL	14.752,51 €	0,00 €	14.752,51 €
108	201410	201612		22.600,00 €	19.392,12 €	50,81 €	201704	13.331,31 €	6.010,00 €	26,59% Schleswig-Holstein	Used	SKODA	AutoCredit	RETAIL	13.331,31 €	0,00 €	13.331,31 €
109	201411	201602		12.270,00 €	10.971,94 €	511,94 €	201704	7.758,60 €	2.701,40 €	22,02% North Rhine-Westphalia	New	SKODA	AutoCredit	RETAIL	7.758,60 €	0,00 €	7.758,60 €
110	201504	201608		15.710,61 €	13.116,56 €	645,12 €	201704	8.077,20 €	5.994,24 €	37,52% Berlin	New	VWN	AutoCredit	RETAIL	8.077,20 €	0,00 €	8.077,20 €
111	201504	201608		15.710,61 €	13.116,56 €	643,01 €	201704	8.331,70 €	4.141,91 €	26,36% Berlin	New	VWN	AutoCredit	RETAIL	8.331,70 €	0,00 €	8.331,70 €
112	201505	201701		26.780,00 €	10.366,44 €	370,96 €	201704	12.017,77 €	3.001,71 €	11,64% Rhineland-Palatinate	Used	VWN	AutoCredit	RETAIL	12.017,77 €	0,00 €	12.017,77 €
113	201506	201701		19.000,00 €	17.100,00 €	0,00 €	201704	12.000,00 €	5.100,00 €	26,84% Berlin	Used	VWN	AutoCredit	RETAIL	12.000,00 €	0,00 €	12.000,00 €
114	201507	201607		5.980,00 €	5.952,36 €	64,40 €	201704	2.357,58 €	3.530,35 €	59,04% Berlin	Used	VWN	GlassCredit	RETAIL	2.357,58 €	0,00 €	2.357,58 €
115	201306	201702		35.870,00 €	20.067,75 €	0,00 €	201705	11.114,04 €	8.953,71 €	31,00% Lower Saxony	Used	AUDI	AutoCredit	RETAIL	11.114,04 €	0,00 €	11.114,04 €
116	201311	201703		11.590,00 €	7.463,58 €	315,53 €	201705	3.994,57 €	4.063,48 €	35,06% Hesse	New	SEAT	AutoCredit	RETAIL	3.994,57 €	0,00 €	3.994,57 €
117	201312	201703		19.000,00 €	17.100,00 €	0,00 €	201705	12.000,00 €	5.100,00 €	26,84% Lower Saxony	Used	VW	AutoCredit	RETAIL	12.000,00 €	0,00 €	12.000,00 €
118	201411	201612		33.000,00 €	29.337,50 €	0,00 €	201705	14.460,50 €	8.867,12 €	26,87% Thuringia	Used	VW	AutoCredit	RETAIL	14.460,50 €	0,00 €	14.460,50 €
119	201504	201604		20.414,66 €	23.670,40 €	0,00 €	201705	13.912,94 €	5.966,32 €	29,25% Hesse	Used	MERCEDES-BENZ	GlassCredit	RETAIL	13.912,94 €	0,00 €	13.912,94 €
120	201506	201608		18.020,01 €	15.000,28 €	130,04 €	201705	7.058,00 €	7.942,28 €	41,79% Bavaria	Used	OPEL	GlassCredit	RETAIL	7.025,10 €	0,00 €	7.025,10 €
121	201506	201605		13.548,66 €	13.375,91 €	0,00 €	201705	8.996,60 €	3.604,17 €	26,60% Lower Saxony	Used	AUDI	AutoCredit	RETAIL	8.996,60 €	0,00 €	8.996,60 €
122	201506	201611		28.750,00 €	23.166,85 €	0,00 €	201705	20.060,81 €	1.963,16 €	6,83% Saxony	Used	AUDI	AutoCredit	RETAIL	20.060,81 €	0,00 €	20.060,81 €
123	201508	201608		16.463,00 €	15.616,01 €	0,00 €	201705	9.414,95 €	5.463,04 €	33,19% North Rhine-Westphalia	Used	AUDI	AutoCredit	RETAIL	9.414,95 €	0,00 €	9.414,95 €
124	201508	201608		19.000,00 €	17.100,00 €	0,00 €	201705	12.000,00 €	5.100,00 €	26,84% Berlin	Used	MERCEDES-BENZ	GlassCredit	RETAIL	12.000,00 €	0,00 €	12.000,00 €
125	201508	201609		34.228,61 €	33.731,42 €	0,00 €	201705	16.028,95 €	15.430,00 €	46,06% Saxony	New	SKODA	AutoCredit	RETAIL	16.028,95 €	0,00 €	16.028,95 €
126	201510	201604		14.722,69 €	15.050,42 €	0,00 €	201705	7.073,38 €	7.276,16 €	49,43% North Rhine-Westphalia	Used	AUDI	AutoCredit	RETAIL	7.073,38 €	0,00 €	7.073,38 €
127	201510	201605		9.400,00 €	11.444,30 €	0,00 €	201705	4.794,87 €	6.219,61 €	66,17% Other	Used	AUDI	GlassCredit	RETAIL	4.794,87 €	0,00 €	4.794,87 €
128	201211	201701		49.065,00 €	31.956,74 €	0,00 €	201706	16.269,24 €	15.245,41 €	33,01% Rhineland-Palatinate	Used	AUDI	AutoCredit	RETAIL	16.269,24 €	0,00 €	16.269,24 €
129	201306	201612		19.000,00 €	9.500,00 €	0,00 €	201706	10.000,00 €	9.000,00 €	47,37% Lower Saxony	Used	VW	AutoCredit	RETAIL	10.000,00 €	0,00 €	10.000,00 €
130	201308	201612		35.356,40 €	20.700,00 €	0,00 €	201706	12.595,00 €	7.833,00 €	21,84% Bavaria	Used	SEAT	AutoCredit	RETAIL	12.595,00 €	0,00 €	12.595,00 €
131	201501	201604		19.542,00 €	20.152,72 €	0,00 €	201706	7.974,34 €	11.577,66 €	13,58% Hamburg

No.	Month / Year of Origination	Month / Year of Default	Original Balance	Outstanding Nominal Balance at Default Date	Rebate (NBR)	Month / Year of Loss	Total Recovery (NBR)	Loss amount	Loss Percentage on Original Balance	Geographical Location of Vehicle	Object Type (new / used)	Manufacturer / Make	Contract Type (Hire/Loan, Balloon/Non Balloon)	Customer type	Recoveries 06.2011 - 08.2011	Recoveries 09.2011	Recoveries 01.1999 - 08.2011
242	201410	201705	9.228,05 €	3.754,99 €	0,00 €	201802	0,00 €	3.754,99 €	41,12%	Lower Saxony	New	SKODA	AutoCredit	RETAIL	0,00 €	0,00 €	0,00 €
243	201501	201704	8.993,67 €	7.204,40 €	0,00 €	201800	949,31 €	6.345,09 €	75,05%	Bremen	Used	OPEL	ClassicCredit	RETAIL	949,31 €	0,00 €	949,31 €
244	201502	201705	9.962,80 €	7.451,40 €	0,00 €	201802	4.052,88 €	3.101,40 €	34,23%	Saxony	New	SKODA	AutoCredit	RETAIL	4.052,88 €	0,00 €	4.052,88 €
245	201502	201705	35.900,00 €	24.175,29 €	0,00 €	201802	10.341,07 €	8.391,04 €	23,68%	North Rhine-Westphalia	New	VWN	AutoCredit	RETAIL	10.341,07 €	0,00 €	10.341,07 €
246	201503	201612	26.404,94 €	266,06 €	0,00 €	201602	1,30 €	264,76 €	1,17%	North Rhine-Westphalia	Demo	VW	AutoCredit	RETAIL	1,30 €	0,00 €	1,30 €
247	201504	201706	9.990,00 €	7.241,40 €	0,00 €	201802	7.471,40 €	0,00 €	0,00%	North Rhine-Westphalia	Demonstration	VWN	ClassicCredit	RETAIL	7.471,40 €	0,00 €	7.471,40 €
248	201506	201708	23.700,00 €	18.622,00 €	0,00 €	201802	12.652,14 €	6.121,00 €	25,82%	Hesse	Used	VW	AutoCredit	RETAIL	12.652,14 €	0,00 €	12.652,14 €
249	201507	201712	20.108,17 €	16.418,50 €	0,00 €	201802	11.126,79 €	4.303,42 €	21,40%	Bavaria	Demonstration	SKODA	AutoCredit	RETAIL	11.126,79 €	0,00 €	11.126,79 €
250	201508	201705	28.901,00 €	24.951,58 €	0,00 €	201802	11.179,88 €	12.433,52 €	43,00%	Baden-Wuerttemberg	Used	AUDI	AutoCredit	RETAIL	11.179,88 €	0,00 €	11.179,88 €
251	201509	201605	36.935,47 €	40.202,05 €	0,00 €	201802	34.968,60 €	12.953,71 €	35,11%	Baden-Wuerttemberg	Used	AUDI	AutoCredit	RETAIL	24.968,60 €	0,00 €	24.968,60 €
252	201509	201608	19.900,00 €	17.900,00 €	1.200,00 €	201802	17.900,00 €	0,00 €	0,00%	Saxony	Demonstration	SKODA	AutoCredit	RETAIL	17.900,00 €	0,00 €	17.900,00 €
253	201601	201711	13.200,00 €	9.600,34 €	226,07 €	201802	5.131,81 €	4.236,60 €	32,09%	Bavaria	Demonstration	SKODA	AutoCredit	RETAIL	5.131,81 €	0,00 €	5.131,81 €
254	201609	201706	8.413,33 €	8.118,19 €	0,00 €	201802	0,00 €	8.118,19 €	96,49%	Hesse	Used	BMW	ClassicCredit	RETAIL	0,00 €	0,00 €	0,00 €
255	201211	201711	32.900,00 €	13.407,58 €	0,00 €	201803	9.934,48 €	3.903,07 €	11,86%	Bavaria	Used	AUDI	AutoCredit	RETAIL	9.934,48 €	0,00 €	9.934,48 €
256	201307	201708	17.819,00 €	9.225,01 €	0,00 €	201803	7.001,00 €	1.224,01 €	6,87%	Schleswig-Holstein	Used	VW	AutoCredit	RETAIL	7.001,00 €	0,00 €	7.001,00 €
257	201309	201603	28.990,00 €	0,00 €	0,00 €	201803	0,00 €	2.903,77 €	9,97%	North Rhine-Westphalia	Used	AUDI	AutoCredit	RETAIL	-0,00 €	0,00 €	0,00 €
258	201409	201708	12.953,79 €	8.408,64 €	0,00 €	201803	4.836,91 €	3.585,00 €	27,69%	Mecklenburg-Vorpommern	Used	SKODA	ClassicCredit	RETAIL	4.836,91 €	0,00 €	4.836,91 €
259	201410	201709	10.000,00 €	7.000,00 €	0,00 €	201803	6.000,00 €	1.000,00 €	10,00%	Baden-Wuerttemberg	Used	VW	ClassicCredit	RETAIL	6.000,00 €	0,00 €	6.000,00 €
260	201410	201609	36.401,71 €	1.100,22 €	0,00 €	201803	23,37 €	1.076,85 €	2,96%	Bavaria	Used	AUDI	AutoCredit	RETAIL	23,37 €	0,00 €	23,37 €
261	201502	201703	26.348,68 €	21.606,95 €	0,00 €	201803	14.670,56 €	5.503,22 €	22,48%	Rhineland-Palatinate	Used	AUDI	ClassicCredit	RETAIL	14.670,56 €	0,00 €	14.670,56 €
262	201503	201701	21.468,00 €	18.798,94 €	0,00 €	201803	11.644,20 €	6.117,06 €	28,80%	Saxony-Anhalt	Used	AUDI	AutoCredit	RETAIL	11.644,20 €	0,00 €	11.644,20 €
263	201506	201712	16.380,60 €	12.499,28 €	0,00 €	201803	10.363,45 €	1.365,29 €	8,46%	Baden-Wuerttemberg	Demonstration	SKODA	AutoCredit	RETAIL	10.363,45 €	0,00 €	10.363,45 €
264	201510	201608	19.900,00 €	17.900,00 €	0,00 €	201803	10.000,00 €	7.900,00 €	39,70%	North Rhine-Westphalia	Demonstration	VW	ClassicCredit	RETAIL	10.000,00 €	0,00 €	10.000,00 €
265	201511	201602	3.201,40 €	2.430,00 €	40,22 €	201803	601,62 €	1.734,21 €	53,94%	North Rhine-Westphalia	Demonstration	VW	ClassicCredit	RETAIL	601,62 €	0,00 €	601,62 €
266	201512	201709	19.137,21 €	18.821,47 €	0,00 €	201803	11.313,93 €	6.813,30 €	35,60%	Bavaria	Used	AUDI	AutoCredit	RETAIL	11.313,93 €	0,00 €	11.313,93 €
267	201601	201707	25.276,76 €	19.095,50 €	0,00 €	201803	8.663,51 €	10.412,49 €	49,12%	Lower Saxony	Demonstration	VW	ClassicCredit	RETAIL	8.663,51 €	0,00 €	8.663,51 €
268	201609	201709	7.919,61 €	7.187,86 €	0,00 €	201803	5.387,36 €	1.487,97 €	18,79%	Bavaria	Used	VW	AutoCredit	RETAIL	5.387,36 €	0,00 €	5.387,36 €
269	201208	201703	12.200,00 €	5.444,04 €	0,00 €	201803	3.312,10 €	2.078,44 €	18,82%	North Rhine-Westphalia	Used	SEAT	AutoCredit	RETAIL	3.312,10 €	0,00 €	3.312,10 €
270	201209	201712	14.362,43 €	5.462,43 €	0,00 €	201804	5.077,00 €	385,43 €	2,62%	North Rhine-Westphalia	New	SEAT	AutoCredit	RETAIL	5.077,00 €	0,00 €	5.077,00 €
271	201209	201708	14.362,43 €	5.462,43 €	0,00 €	201804	5.077,00 €	385,43 €	2,62%	North Rhine-Westphalia	New	SEAT	AutoCredit	RETAIL	5.077,00 €	0,00 €	5.077,00 €
272	201312	201802	9.042,62 €	3.759,70 €	17,00 €	201804	3.701,60 €	0,10 €	0,00%	Baden-Wuerttemberg	Used	SEAT	AutoCredit	RETAIL	3.701,60 €	0,00 €	3.701,60 €
273	201404	201601	23.539,00 €	16.737,98 €	0,00 €	201804	9.442,43 €	7.294,60 €	30,82%	Bavaria	New	VW	AutoCredit	RETAIL	9.442,43 €	0,00 €	9.442,43 €
274	201405	201610	19.499,00 €	14.860,99 €	0,00 €	201804	10.236,03 €	4.764,96 €	24,34%	North Rhine-Westphalia	New	VW	AutoCredit	RETAIL	10.236,03 €	0,00 €	10.236,03 €
275	201406	201710	26.000,00 €	11.952,79 €	0,00 €	201804	9.732,09 €	2.057,26 €	7,92%	North Rhine-Westphalia	Used	VWN	AutoCredit	RETAIL	9.732,09 €	0,00 €	9.732,09 €
276	201406	201603	17.350,00 €	15.057,74 €	0,00 €	201804	9.906,10 €	5.518,64 €	31,81%	Lower Saxony	New	SEAT	AutoCredit	RETAIL	9.906,10 €	0,00 €	9.906,10 €
277	201409	201608	22.914,02 €	11.612,66 €	0,00 €	201804	171,31 €	11.441,35 €	52,48%	Rhineland-Palatinate	New	VWN	ClassicCredit	RETAIL	171,31 €	0,00 €	171,31 €
278	201410	201611	19.900,00 €	14.900,00 €	0,00 €	201804	11.000,00 €	3.900,00 €	19,60%	Baden-Wuerttemberg	Used	VW	ClassicCredit	RETAIL	11.000,00 €	0,00 €	11.000,00 €
279	201501	201801	16.632,02 €	8.162,92 €	165,96 €	201804	6.640,86 €	1.355,53 €	18,20%	North Rhine-Westphalia	New	VWN	AutoCredit	RETAIL	6.640,86 €	0,00 €	6.640,86 €
280	201501	201705	29.900,00 €	26.798,09 €	0,00 €	201804	14.026,21 €	11.355,68 €	38,11%	Bavaria	Used	SONSTIGES	ClassicCredit	RETAIL	14.026,21 €	0,00 €	14.026,21 €
281	201502	201704	14.635,45 €	12.500,98 €	0,00 €	201804	3.754,41 €	8.746,57 €	60,79%	North Rhine-Westphalia	Used	VW	ClassicCredit	RETAIL	3.754,41 €	0,00 €	3.754,41 €
282	201502	201612	28.674,10 €	25.126,68 €	0,00 €	201804	11.500,87 €	12.277,91 €	42,82%	Bavaria	Demonstration	AUDI	AutoCredit	RETAIL	11.500,87 €	0,00 €	11.500,87 €
283	201503	201703	19.900,00 €	17.900,00 €	0,00 €	201804	0,00 €	17.900,00 €	89,95%	Rhineland-Palatinate	Demonstration	SKODA	AutoCredit	RETAIL	0,00 €	0,00 €	0,00 €
284	201504	201712	9.310,34 €	160,90 €	0,00 €	201804	0,00 €	160,90 €	1,73%	Berlin	New	VW	AutoCredit	RETAIL	0,00 €	0,00 €	0,00 €
285	201506	201601	9.317,97 €	4.163,80 €	0,00 €	201804	4.044,97 €	76,12 €	0,82%	Lower Saxony	Used	VW	ClassicCredit	RETAIL	4.044,97 €	0,00 €	4.044,97 €
286	201602	201709	26.500,00 €	24.843,91 €	0,00 €	201804	16.576,88 €	8.954,07 €	35,24%	North Rhine-Westphalia	Demonstration	AUDI	ClassicCredit	RETAIL	16.576,88 €	0,00 €	16.576,88 €
287	201609	201711	19.642,66 €	23.433,76 €	0,00 €	201804	12.296,90 €	9.416,86 €	47,95%	Bavaria	Used	AUDI	ClassicCredit	RETAIL	12.296,90 €	0,00 €	12.296,90 €
288	201403	201702	20.327,00 €	15.932,24 €	0,00 €	201805	1.655,50 €	14.276,74 €	70,24%	North Rhine-Westphalia	Used	AUDI	ClassicCredit	RETAIL	1.655,50 €	0,00 €	1.655,50 €
289	201405	201704	12.343,43 €	8.921,46 €	0,00 €	201805	8.751,16 €	1.912,92 €	15,50%	Saxony	New	VW	AutoCredit	RETAIL	8.751,16 €	0,00 €	8.751,16 €
290	201407	201708	19.900,00 €	17.900,00 €	0,00 €	201805	17.900,00 €	0,00 €	0,00%	Lower Saxony	Demonstration	VW	ClassicCredit	RETAIL	17.900,00 €	0,00 €	17.900,00 €
291	201408	201708	37.154,00 €	23.800,54 €	0,00 €	201805	10.499,88 €	13.300,66 €	34,26%	North Rhine-Westphalia	New	VW	AutoCredit	RETAIL	10.499,88 €	0,00 €	10.499,88 €
292	201410	201711	30.606,30 €	20.909,89 €	268,37 €	201805	13.816,30 €	6.825,22 €	22,14%	North Rhine-Westphalia	New	VW	AutoCredit	RETAIL	13.816,30 €	0,00 €	13.816,30 €
293	201412	201706	33.345,00 €	23.900,19 €	0,00 €	201805	723,52 €	23.165,61 €	69,22%	Hamburg	Demonstration	SEAT	AutoCredit	RETAIL	723,52 €	0,00 €	723,52 €
294	201501	201801	18.361,76 €	13.931,23 €	0,00 €	201805	6.038,44 €	7.947,71 €	43,02%	Lower Saxony	Demonstration	VW	ClassicCredit	RETAIL	6.038,44 €	0,00 €	6.038,44 €
295	201505	201703	19.900,00 €	24.200,00 €	0,00 €	201805	14.110,31 €	10.089,69 €	50,70%	Saxony	Used	VW	ClassicCredit	RETAIL	14.110,31 €	0,00 €	14.110,31 €
296	201507	201706	14.350,07 €	10.035,60 €	0,00 €	201805	7.908,31 €	2.127,29 €	14,82%	Baden-Wuerttemberg	New	VW	AutoCredit	RETAIL	7.908,31 €	0,00 €	7.908,31 €
297	201507	201706	17.063,00 €	11.943,40 €	0,00 €	201805	7.394,02 €	4.549,38 €	26,66%	Hesse	Demonstration	SEAT	AutoCredit	RETAIL	7.394,02 €	0,00 €	7.394,02 €
298	201509	201603	11.939,00 €	9.437,69 €	360,04 €	201805	6.062,90 €	3.024,75 €	25,33%	Schleswig-Holstein	New	VW	AutoCredit	RETAIL	6.062,90 €	0,00 €	6.062,90 €
299	201511	201801	37.510,12 €	10.761,98 €	0,00 €	201806	5.191,98 €	5.600,92 €	14,93%	Bavaria	New	VWN	AutoCredit	RETAIL	5.191,98 €	0,00 €	5.191,98 €
300	201503	201802	14.984,10 €	10.975,23 €	0,00 €	201806	5.104,92 €	5.870,31 €	37,38%	Mecklenburg-Vorpommern	Used	VW	AutoCredit	RETAIL	5.104,92 €	0,00 €	5.104,92 €
301	201504	201707	24.194,00 €	20.948,10 €	0,00 €	201806	10.446,66 €	5.356,03 €	22,14%	Baden-Wuerttemberg	New	SKODA	AutoCredit	RETAIL	10.446,66 €	0,00 €	10.446,66 €
302	201505	201708	19.900,00 €	17.900,00 €	0,00 €	201806	17.900,00 €	0,00 €	0,00%	Lower Saxony	Demonstration	VW	ClassicCredit	RETAIL	17.900,00 €	0,00 €	17.900,00 €
303	201506	201802	15.264,00 €	7.610,90 €	0,00 €	201806	4.590,72 €	2.770,67 €	27,00%	North Rhine-Westphalia	New	VW	AutoCredit	RETAIL	4.590,72 €	0,00 €	4.590,72 €
304	201507	201708	20.449,00 €	11.774,62 €	0,00 €	201806	11.285,47 €	489,30 €	2,39%	North Rhine-Westphalia	Demonstration	VWN	AutoCredit	RETAIL	11.285,47 €	0,00 €	11.285,47 €
305	201507	201801	25.931,00 €	28.614,72 €	0,00 €	201806	24.735,12 €	3.879,60 €	14,96%	Saxony	New	VW	AutoCredit	RETAIL	24.735,12 €	0,00 €	24.735,12 €
306	201508	201802	26.610,00 €	8.051,39 €	0,00 €	201806	56,29 €	5.995,10 €	22,53%	Other	Used	VW	AutoCredit	RETAIL	56,29 €	0,00 €	56,29 €
307	201510	201709	8.635,74 €	7.582,88 €	0,00 €	201806	8.031,16 €	1.283,87 €	13,12%	Baden-Wuerttemberg	Used	VW	AutoCredit	RETAIL	8.031,16 €	0,00 €	8.031,16 €
308	201611	201710	36.077,71 €	28.726,63 €	1.612,12 €	201806	23.056,94 €	3.857,77 €	12,04%	Bavaria	Used	AUDI	AutoCredit	RETAIL	23.056,94 €	0,00 €	23.056,94 €
309	201503	201612	19.900,00 €	17.900,00 €	1.000,00 €	201807	17.900,00 €	0,00 €	0,00%	Saxony-Anhalt	Demonstration	SKODA	ClassicCredit	RETAIL	17.900,00 €	0,00 €	17.900,00 €
310	201704	201804	29.418,26 €	29.901,77 €	1.807,05 €	201807	19.770,90 €	8.323,32 €	23,57%	Lower Saxony	Demonstration	VWN	ClassicCredit	RETAIL	19.770,90 €	0,00 €	19.770,90 €
311	201705	201805	9.990,59 €	9.180,94 €	0,00 €	201807	8.691,65 €	1.068,39 €	10,69%	Saxony in Bremen	Demonstration	SEAT	AutoCredit	RETAIL	8.691,65 €	0,00 €	8.691,65 €
312	201511	201707	17.358,97 €	8.735,00 €	0,00 €	201807	8.735,00 €	0,00 €	0,00%	Lower Saxony	New	VW	AutoCredit	RETAIL	8.735,00 €	0,00 €	8.735,00 €
313	201401	201710	23.780,60 €	10.472,60 €	0,00 €	201807	9.338,69 €	4.144,17 €	17,43%	Schleswig-Holstein	Used	AUDI	AutoCredit	RETAIL	9.338,69 €	0,00 €	9.338,69 €
314	201405	201709	19.900,00 €	17.900,00 €	0,00 €	201807	17.900,00 €	0,00 €	0,00%	Saxony	Demonstration	SONSTIGES	ClassicCredit	RETAIL	17.900,00 €	0,00 €	17.900,00 €
315	201405	201703	28.650,00 €	23.872,53 €	0,00 €	201807	16.960,90 €	2.881,00 €	10,05%	Rhineland-Palatinate	Used	VWN	AutoCredit	RETAIL	16.960,90 €	0,00 €	16.960,90 €
316	201406	201709	16.795,00 €	11.682,15 €	0,00 €	201807	4.627,03 €	6.777,85 €	40,35%	Berlin	Used	VW	AutoCredit	RETAIL	4.627,03 €	0,00 €	4.627,03 €
317	201407	201804	14.850,00 €	9.605,44 €	0,00 €	201807	8.937,57 €	2.283,84 €	15,34%	North Rhine-Westphalia	New	SKODA	AutoCredit	RETAIL	8.937,57 €	0,00 €	8.937,57 €
318	201412	201709	13.697,08 €	7.244,92 €	0,00 €	201807	243,62 €	7.001,30 €	51,12%	Berlin	Used	BMW	AutoCredit	RETAIL	243,62 €	0,00 €	243,62 €
319	201502	201708	11.000,00 €	8.855,80 €	0,00 €	201807	0,00 €	8.855,80 €	80,51%	Saarland	Used	VW	AutoCredit	RETAIL	0,00 €	0,00 €	0,00 €
320	201505	201611	14.615,26 €	14.015,71 €	0,00 €	201807	7.326,70 €	6.916,04 €	39,79%	Saxony	New	SEAT	AutoCredit	RETAIL	7.326,70 €	0,00 €	7.326,70 €
321	201506	201709	19.900,00 €	17.900,00 €	0,00 €	201807	17.900,00 €	0,00 €	0,00%	North Rhine-Westphalia	Demonstration	VW	ClassicCredit	RETAIL	17.900,00 €	0,00 €	17.900,00 €
322	201508	201806	23.024,34 €	634,64 €	0,00 €	201807	0,00 €	634,64 €	2,75%	Lower Saxony	New	AUDI	AutoCredit	RETAIL	-0,00 €	0,00 €	-0,00 €
323	201702	201803	15.893,76 €	15.344,17 €	0,00 €	201807	11.030,46 €	3.713,95 €	23,35%	Bavaria	Used	VW	AutoCredit	RETAIL	11.030,46 €	0,00 €	11.030,46 €
324	201704	201802	18.994,49 €	18.269,50 €	0,00 €	201807	11.590,08 €	6.719,14 €	35,38%	Lower Saxony	Used	VWN	AutoCredit	RETAIL	11.590,08 €	0,00 €	11.590,08 €
325	201705	201802	10.251,59 €	10.291,75 €	0,00 €	201808	10.025,28 €	5.308,29 €	32,60%	Rhineland-Palatinate	Used	SKODA	AutoCredit	RETAIL	10.025,28 €	0,00 €	10.025,28 €
326	201307	201803	19.980,00 €	7.890,71 €	0,00 €	201808	5.720,76 €	1.924,21 €	11,39%	Saxony-Anhalt	Used	AUDI	AutoCredit	RETAIL	5.720,76 €	0,00 €	5.720,76 €
327	201401	201802	36.764,21 €	22.764,72 €	0,00 €	201808	15.312,00 €	7.452,72 €	19,23%	Lower Saxony	Demonstration	VW	AutoCredit	RETAIL	15.312,00 €	0,00 €	15.312,00 €
328	201407	201708	19.900,00 €	17.900,00 €	0,00 €	201808	17.900,00 €	0,00 €	0,00%	Saxony	Used	VW	ClassicCredit	RETAIL	17.900,00 €	0,00 €	17.900,00 €
329	201410	201712	47.335,00 €	30.190,06 €	0,00 €	201808	26.002,88 €	3.637,28 €	7,68%	North Rhine-Westphalia	New	AUDI	AutoCredit	RETAIL	26.002,88 €	0,00 €	26.002,88 €
330	201501	201801	14.138,66 €	14.525,47 €	0,00 €	201808	8.932,80 €	5.246,60 €	37,12%	North Rhine-Westphalia	Used	VW	AutoCredit	RETAIL	8.932,80 €	0,00 €	8.932,80 €
331	201506	201610	14.350,00 €	10.781,03 €	0,00 €	201808	7.812,82 €	2.968,21 €	18,78%	Saxony	Used	VW	ClassicCredit	RETAIL	7.812,82 €	0,00 €	7.812,82 €
332	201609	201707	18.990,00 €	16.980,08 €	0,00 €	201808	16.830,29 €	1.642,84 €	8,65%	Bavaria	Used	AUDI	AutoCredit	RETAIL	16.830,29 €	0,00 €	16.830,29 €
333	201611	201708	19.900,00 €	19.900,00 €	300,00 €	201808	19.600,00 €	0,00 €	0,00%	Saxony	Used	VW	ClassicCredit	RETAIL	19.600,00 €	0,00 €	19.600,00 €
334	201704	201804	28.344,10 €	27.410,72 €	0,00 €	201809	11.759,90 €	14.211,00 €	50,14%	Lower Saxony	Used	AUDI	AutoCredit	RETAIL	11.759,90 €	0,00 €	11.759,90 €
335	201409	201708	17.100,00 €	12.920,23 €	0,00 €	201809	4.689,52 €	7.902,62 €	46,21%	Lower Saxony	New	SKODA	AutoCredit	RETAIL	4.689,52 €	0,00 €	4.689,52 €
336	201502	201710	9.233,00 €	8.381,71 €	0,00 €	201809	74,80 €	8.307,02 €	89,97%	Baden-Wuerttemberg	Used	VW	AutoCredit	RETAIL	74,80 €	0,00 €	74,80 €
337	201503	201803	15.970,22 €	4.078,29 €	0,00 €	201809	54,65 €	4.023,64 €	25,04%	North Rhine-Westphalia	Used	VW	AutoCredit	RETAIL	54,65 €	0,00 €	54,65 €
338	201504	201709	19.900,00 €	17.900,00 €	0,00 €	201809	17.900,00 €	0,00 €	0,00%	Saxony	Demonstration	VW	ClassicCredit	RETAIL	17.900,00 €	0,00 €	17.900,00 €
339	201506	201803	15.480,00 €	10.472,64 €	0,00 €	201809	8.382,40 €	2.090,24 €	23,61%	Rhineland-Palatinate	Used	VWN	AutoCredit	RETAIL	12.111,00 €	0,00 €	12.111,00 €
340	201508	201608	14.640,00 €	15.175,08 €	0,00 €	201809	2.408,17 €	12.552,94 €	85,69%	Saxony	Used	PEUGEOT	ClassicCredit	RETAIL	2.408,17 €	0,00 €	2.408,17 €
341	201509	201804	15.430,00 €	41.436,38 €	0,00 €	201809	14.810,32 €	25.380,04 €	164,47%	Lower Saxony	Used	AUDI	AutoCredit	RETAIL	14.810,32 €	0,00 €	14.810,32 €
342	201602	201707	8.501,47 €	5.631,64 €	0,00 €	201809	1.888,95 €	3.742,69 €	58,63%	Bavaria	Used	VOLVO	ClassicCredit	RETAIL	1.888,95 €	0,00 €	1.888,95 €
343	201604	201709	19.900,00 €	17.900,00 €	0,00 €	201809	17.900,00 €	0,00 €	0,00%	Saxony-Anhalt	Demonstration	VW	ClassicCredit	RETAIL	17.900,00 €	0,00 €	17.900,00 €
344	201306	201712	14.364,00 €	5.602,40 €	0,00 €	201810	3.835,46 €	1.766,94 €	12,30%	Schleswig-Holstein	Used	SEAT	AutoCredit	RETAIL	3.835,46 €	0,00 €	3.835,46 €
345	201705	201805	7.596,95 €	7.718,89 €	0,00 €	201810	4.387,93 €	3.012,22 €	37,68%	Other	Used	VW	AutoCredit	RETAIL	4.387,93 €	0,00 €	4.387,93 €
346	201706	201712	42.900,00 €	28.831,32 €	0,00 €	201810	14.532,74 €	14.298,58 €	28,61%	North Rhine-Westphalia	Used	AUDI	AutoCredit	RETAIL	14.532,74 €	0,00 €	14.532,74 €
347	201409	201709	28.419,00 €	15.353,26 €	0,00 €	201810	105,73 €	15.247,53 €	53,65%	Bavaria	Used	AUDI	AutoCredit	RETAIL	105,73 €	0,00 €	105,73 €
348	201410	201709	19.900,00 €	17.900,00 €	0,00 €	201810	17.900,00 €	0,00 €	0,00%	Saxony-Anhalt	Demonstration	VW	ClassicCredit	RETAIL	17.900,00 €	0,00 €	17.900,00 €
349	201411	201802	10.234,00 €	7.107,58 €	0,00 €	201810	410,08 €	6.375,70 €	34,20%	North Rhine-Westphalia	Used	VW	ClassicCredit	RETAIL	410,08 €	0,00 €	410,08 €
350	201502	201709	14.817,04 €	10.624,67 €	0,00 €	201810	4.214,29 €	6.268,03 €	42,30%	Mecklenburg-Vorpommern	New	SKODA	AutoCredit	RETAIL	4.214,29 €	0,00 €	4.214,29 €
351	201503	201709	17.248,21 €	12.930,93 €	0,00 €	201810	7.268,86 €	4.628,19 €	26,82%	Baden-Wuerttemberg	New	SEAT	AutoCredit	RETAIL	7.268,86 €	0,00 €	7.268,86 €
352	201707	201807	25.365,93 €	16.641,45 €	0,00 €	201810	11.774,75 €	4.439,46 €	33,57%	Bavaria	New	VW	AutoCredit	RETAIL	11.774,75 €	0,00 €	11.774,75 €
353	201708	201808	19.900,00 €	17.900,00 €	0,00 €	201810	17.900,00 €	0,00 €	0,00%	North Rhine-Westphalia	Demonstration	VW	ClassicCredit	RETAIL	17.900,00 €	0,00 €	17.900,00 €
354	201509	201802	18.375,19 €	48.872,20 €	0,00 €	201810	20.051,05 €	27.210,04 €	48,60%	Lower Saxony	Used	AUDI	AutoCredit	RETAIL	20.051,05 €	0,00 €	20.051,05 €
355	201508	201805	11.700,00 €	4.910,31 €	0,00 €	201810	546,98 €	4.363,32 €	37,29%	North Rhine-Westphalia	New	VW	AutoCredit	RETAIL	546,98 €	0,00 €	546,98 €
356	201509	201708	22.500,00 €	19.566,29 €	0,00 €	201810	10.805,88 €	7.754,71 €	34,47%	Lower Saxony	Used	VW	AutoCredit	RETAIL	10.805,88 €	0,00 €	10.805,88 €
357	201511	201808	24.710,61 €	10.689,20 €	0,00 €	201810	8.905,88 €	6.518,40 €	26,37%	Saxony	New	VW	AutoCredit	RETAIL	8.905,88 €	0,00 €	8.905,88 €
358	201510	201709	19.900,00 €	17.900,00 €	0,00 €	201810	17.900,00 €	0,00 €	0,00%	Hamburg	Demonstration	VW	ClassicCredit	RETAIL	17.900,00 €	0,00 €	17.900,00 €
359	201511	201710	19.000,00 €	14.730,20 €	0,00 €	201811	9.095,95 €	5.634,25 €	29,64%	Bavaria	Used	VW	ClassicCredit	RETAIL	9.095,95 €	0,00 €	9.095,95 €
360	201307	201807	13.165,00 €	5.570,37 €	0,00 €	201811	4.000,00 €	1.570,37 €	13,93%	Bavaria	New	SEAT	AutoCredit	RETAIL	4.000,00 €	0,00 €	4.000,00 €
361	201402	201803	24.930,00 €	10.661,83 €	0,00 €	201811	7.960,00 €	2.701,83 €	12,44%	Lower Saxony	Used	AUDI	AutoCredit	RETAIL	7.960,00 €	0,00 €	7.960,00 €
362	201403	201801	8.187,00 €	5.615,88 €	0,00 €	201811	2.756,74 €	2.859,14 €	34,93%	Bavaria	Used	VW	AutoCredit	RETAIL	2.756,74 €	0,00 €	2.756,74 €
363	201405	201708	19.900,00 €	17.900,00 €	0,00 €	201811	17.900,00 €	0,00 €	0,00%	Baden-Wuerttemberg	Demonstration	SONSTIGES	ClassicCredit	RETAIL	17.900,00 €	0,00 €	17.900,00 €
364	201408	201803	28.612,00 €	17.240,11 €	0,00 €	201811	9.944,82 €	8.148,04 €	34,82%	Hamburg	Used	VW	AutoCredit	RETAIL	9.944,82 €	0,00 €	9.944,82 €
365	201411	201801	25.762,55 €	16.626,31 €	0,00 €	201811	11.020,22 €	7.606,09 €	29,52%	Bavaria	New	VW	AutoCredit	RETAIL	11.020,22 €	0,00 €	11.020,22 €
366	201412	201712	61.800,00 €	36.345,11 €	0,00 €	201811	26.777,00 €	9.568,11 €	43,31%	Saxony	Used	AUDI	AutoCredit	RETAIL	26.777,00 €	0,00 €	26.777,00 €
367	201501	201805	41.541,61 €	23.105,10 €	0,00 €	201811	15.730,00 €	7.375,10 €	17,75%	North Rhine-Westphalia	Used	AUDI	AutoCredit	RETAIL	15.730,00 €	0,00 €	15.730,00 €
368	201505	201708	19.900,00 €	17.900,00 €	0,00 €	201811	17.900,00 €	0,00 €	0,00%	Lower Saxony	Demonstration	VW	ClassicCredit	RETAIL	17.900,00 €	0,00 €	17.900,00 €
369	201506	201708	14.150,00 €	12.200,22 €	0,00 €	201811	7.960,60 €	3.756

Asset development

Balances	Number of contracts	Outstanding discounted balance	Outstanding nominal balance
Initial balance at Poolcut	**52.745**	**750.026.298,61 €**	**808.753.371,51 €**
Balance as of the begin of the period	17.967	249.688.521,99 €	265.025.817,75 €
Balance at the end of the period - before top-/tap-up	17.435	241.428.488,82 €	255.955.477,24 €
Top/tap-up of the period	429	7.937.659,46 €	8.616.533,69 €
Term take out			
Balance as of the end of the period	**17.864**	**249.366.148,28 €**	**264.572.010,93 €**

Targeted top up amount	
Accumulation account balance before payment date	117,49 €
Payment to accumulation account (waterfall position 11) on payment date	7.859.751,22 €
Cash used for purchase of new discounted assets	7.794.868,71 €
Accumulation account balance after payment date	65.000,00 €
Additional overcollateralisation	150.970,95 €
Excess of actual overcollateralisation as of the previous top-/tap-up	-8.532,56 €
Targeted top up amount	**7.937.307,10 €**

Cash flows payment date	
Payment to distribution account (already paid earlier; see part "Commingling risk reserve - distribution account" below)	8.916.577,64 €
Payment to accumulation account (waterfall position 11)	7.859.751,22 €
Servicing fee	208.073,77 €
Buffer release amount	496.033,83 €
Sales proceeds from tap-up (purchase price)	0,00 €
Sales proceeds from top-up (purchase price)	-7.794.868,71 €
Adjustment of advance payment for the next period	0,00 €
Payment from/to Driver-Master compartment 1 to/from Volkswagen Bank for top-/tap-up	**-7.794.868,71 €**

Sale proceeds from term take out (purchase price)	**0,00 €**