Deal name:	**Driver Master Compartment 1**
Issuer:	Driver Master S.A., acting with respect to its Compartment 1 22-24 Boulevard Royal L-2449 Luxembourg Luxembourg phone: +35 602 491 fax: +35 645 9628 LEI: 529900F7YU37D8K1UE98
Originator of the receivables:	Volkswagen Bank GmbH
Seller of the receivables:	Volkswagen Bank GmbH
Servicer name:	Volkswagen Bank GmbH
Reporting entity:	Volkswagen Bank GmbH ABS Operations Gifhorner Str. 57 Letter Box: FH-FRAB 38112 Braunschweig Federal Republic of Germany
Contact:	phone: +49 531 212 87520 fax: +49 531 212 77540 e-mail: ABS_Driver@vwfs.com
Corporate service provider:	Circumference FS (Luxembourg) SA 52-54 avenue du X Septembre L-2550 Luxembourg Luxembourg e-mail: driverde@circumferencefs.lu phone: +352 2602 491 fax: +352 2645 9628

Contents

Page	Table of contents
1	Cover
2	Contents
3	Reporting details
4	Parties overview
5	Transaction events I
6	Transaction events II
7	Transaction events III
8	Notes I
9	Notes II
10	Cash collateral account (CCA)
11	Swaps & Waterfall
12	Retention
13	Amortisation profile I
14	Amortisation profile II
15	Run out schedule I
16	Run out schedule II
17	Outstanding contracts
18	Delinquencies & defaults I
19	Delinquencies & defaults II
20	Delinquencies & defaults III
21	Defaults recoveries
22	Write-Offs
23	Deposits
24	Prepayments
25	Pool data I
26	Pool data II
27	Pool data III
28	Pool data IV
29	Pool data V
30	Pool data VI
31	Pool data VII
32	Pool data VIII
33	Pool data IX
34	Pool data X
35	Loan level data
36	Asset development

Note: You can find the definitions of key terms in the Prospectus on our website or at European Datawarehouse.

Volkswagen Bank Driver Master Compartment 1

Reporting details

Deal overview			
Cut-Off-Date:	30.06.2015	Publication date:	18.09.2019 (18th of each month)
Scheduled date of Clean-Up-Call:	n.a.	Payment date:	25.09.2019 (25th of each month)
Final maturity date:	25.05.2028	Reporting date:	18.09.2019
Issue date:	27.07.2015	Asset collection period:	from 01.08.2019 until 31.08.2019
Period no.:	50	Interest accrual period:	from 27.08.2019 until 25.09.2019
Reporting frequency:	monthly	Note payment period:	from 27.08.2019 until 25.09.2019
Next payment date:	25.10.2019	Days accrued:	29

Type of car at pool cut	Number of contracts	Percentage of contracts	Outstanding discounted balance	Percentage outstanding discounted balance
New cars	19.226	36,45%	€ 308.899.668,64	41,19%
Used cars	28.926	54,84%	€ 374.405.399,23	49,92%
Demonstration cars	4.593	8,71%	€ 66.721.230,74	8,90%
Total	**52.745**	**100,00%**	**€ 750.026.298,61**	**100,00%**

Type of product at pool cut	Number of contracts	Percentage of contracts	Outstanding discounted balance	Percentage outstanding discounted balance
AutoCredit	43.781	83,01%	€ 664.845.930,96	88,64%
ClassicCredit	8.964	16,99%	€ 85.180.367,65	11,36%
Total	**52.745**	**100,00%**	**€ 750.026.298,61**	**100,00%**

Parties overview

Function	Name of party			
Lead Manager	**Commerzbank AG**			
	Kaiserstraße 16 (Kaiserplatz) 60311 Frankfurt am Main Germany e-mail: manuel.alvarez@commerzbank.com			
Paying agent/Calculation agent/ Interest determination agent	**The Bank of New York Mellon**			
	One Canada Square London E14 5AL United Kingdom e-mail: luke.ashby@bnymellon.com			
Account bank	**The Bank of New York Mellon**			
	MesseTurm Friedrich-Ebert-Anlage 49 60327 Frankfurt am Main			
Servicer	**Volkswagen Bank GmbH**			
	Gifhorner Str. 57 38112 Braunschweig Germany email: absoperations@vwfs.com fax + 49 (0) 531 212 77540 tel.: +49 (0) 531 212 87520			
Swap counterparties	**Banco Santander S.A.**	**Crédit Agricole Corporate and Investment Bank**	**Skandinaviska Enskilda Banken AB (publ)**	
	Ciudad Grupo Santander - Edificio Dehesa, planta 1 Avda. Cantabria s/n - 28660 Boadilla del Monte, Madrid Spain Attention: Swaps Administration Telephone: +34 912 89 23 58 Fax: +34 912 57 04 66	12, place des Etats-Unis CS 70052 92547 Montrouge Cedex France Attn.: Carole D'Haeyere / Daniel Piantoni Fax: +33 1 41 89 64 79 / + 33 1 41 89 29 86	SE-106 40 Stockholm Sweden Attention: Collateral Management Unit Telephone: +46 8 763 8888 (direct) +46 8 763 8000 (Switch board) Fax: +46 8 678 2723 (direct) Email: mbcmu2@seb.se	
Rating agencies	**DBRS Ratings Limited**	**Moody's Rating Agency**	**Fitch Ratings Limited**	
	Attn: Structured Finance Surveillance Department 20 Fenchurch Street 31st Floor London EC3M 3BY United Kingdom Tel.: +44 20 7855 6692 Email: EU.ABS.Surveillance@dbrs.com	Attn.: Monitoring An der Welle 5 60322 Frankfurt am Main Germany email: monitor.abs@moodys.com	Attn.: Structured Finance Surveillance 4th Floor, 101 Finsbury Pavement London EC2A 1RS United Kingdom e-mail: abssurveillance@fitchratings.com fax: +44 (20) 7417 6262	
Security trustee/Process agent	**Wilmington Trust SP Services (Frankfurt) GmbH**			
	Steinweg 3-5 D-60313 Frankfurt am Main Germany Fax +49 (0) 69 2992 5387 e-mail: fradirectors@wilmingtontrust.com			
Data protection trustee	**Circumference FS (Netherlands) B.V.**			
	Barbara Strozzilaan 101 1083 HN, Amsterdam The Netherlands			
Corporate services provider	**Circumference FS (Luxembourg) SA**			
	Wilmington Trust SP Services (Frankfurt) GmbH			

Transaction events I

Clean-up-call

Clean-Up-Call condition	
Percentage of current outstanding discounted portfolio	**32,98%**
Min. Percentage of outstanding discounted portfolio	**10,00%**

*N.B. This percentage may become greater 100% whenever the current total outstanding discounted balance is larger than the Initial discounted balance as of initial Cut-Off-Date.

Fulfilled when the aggregate discounted Balance is less than 10% of the Initial discounted balance as of initial Cut-Off date provided that all payment obligations under the Compartment 1 notes will be thereby fulfilled.

Repurchase of receivables	Number of contracts	Percentage of contracts	Outstanding discounted balance	Percentage of outstanding discounted balance	Re-Purchase price
Previous periods	947	5,43%	9.896.295,54 €	3,96%	9.896.295,54 €
Current period	0	0,00%	€0,00	0,00%	€0,00
Total	**947**	5,43%	**€9.896.295,54**	**3,96%**	**€9.896.295,54**

If a repurchase of receivables occurred, it would only result from non-eligibility as of the respective Cut-Off-Date (which has been discovered at a later stage).

STS-Compliance

STS-Compliance	
The transaction has been structured to comply with the requirements for simple, transparent and standardised securitisations transactionsactions as set out in Articles 20, 21 and 22 of the Securitisation Regulations and has been verified as such by STS Verification International GmbH. The transaction is listed on ESMA's STS-Register.*	***Yes***

**https://www.esma.europa.eu/policy-activities/securitisation/simple-transparent-and-standardised-sts-securitisation*

Transaction party replacements

Capacity of transaction party	Date of replacement	Reason for replacement	Replaced party	Replaced by
Swap Counterparty Series A 2015-1	25.06.2018	Renewal 2018	Banco Santander S.A.	SEB
Swap Counterparty Series A 2015-2	26.06.2017	Renewal 2017	DZ Bank	Crédit Agricole
Swap Counterparty Series A 2015-3	25.06.2019	Renewal 2019	ING Bank	SEB
Swap Counterparty Series A 2015-4	25.06.2018	Renewal 2018	Crédit Agricole	SEB
Swap Counterparty Series A 2015-5	25.06.2018	Renewal 2018	Banco Santander S.A.	SEB
Swap Counterparty Series A 2015-6	25.06.2018	Renewal 2018	Banco Santander S.A.	SEB
Swap Counterparty Series A 2015-7	25.06.2018	Renewal 2018	SEB	SEB
Swap Counterparty Series A 2015-8	25.06.2019	Renewal 2019	ING Bank	SEB
Swap Counterparty Series A 2015-9	25.06.2018	Renewal 2018	SEB	SEB
Swap Counterparty Series B 2015-1	26.06.2017	Renewal 2017	Crédit Agricole	Banco Santander S.A.
Swap Counterparty Series B 2015-2	25.06.2019	Renewal 2019	ING Bank	SEB
Swap Counterparty Series B 2015-3	25.06.2019	Renewal 2019	ING Bank	SEB

Transaction events II

Revolving period	
Series revolving period expiration date of the last outstanding series of compartment 1 notes	25.06.2020
Date of occurance of an early amortisation event	-
Revolving period end	25.06.2020

Accumulation account balance	25.07.2019	27.08.2019	25.09.2019
Amounts not invested for the purchase of additional assets	€0,00	€0,00	€117,49
Percentage not invested for the purchase of additional assets	0,00%	0,00%	0,00%

Dynamic net loss ratio	Ratio	> 0,4%	≥ 1,0%	≥ 2,0%	≥ 2,8%
30.06.2019	0,02343%	No	No	No	No
31.07.2019	0,02083%	No	No	No	No
31.08.2019	0,00752%	No	No	No	No

12-Month Average Dynamic Net Loss Ratio	Ratio
30.06.2019	0,03672%
31.07.2019	0,03656%
31.08.2019	0,03527%

Discounted balance as of the previous period	€249.972.435,51
Discounted balance of all initial and additional assets	€2.404.348.894,07
Weighted average seasoning	21
Late delinqency ratio	0,55186%

Enforcement event	No

Credit enhancement increase condition		not in effect
a) the dynamic net loss ratio for three consecutive payment dates exceeds and	-	-
(i) if weighted average seasoning is less or equal than 12 months	0,40%	No
(ii) if weighted average seasoning is between 12 (excl.) - 24 (incl.) months	1,00%	No
(iii) if weighted average seasoning is between 24 (excl.) - 36 (incl.) months	2,00%	No
(iv) if weighted average seasoning is > 36 months	2,80%	No
b) the 12-Month Average Dynamic Net Loss Ratio exceeds 0.25 per cent	0,25%	No
c) the Late Delinquency Ratio exceeds 1.75 per cent. on any Payment Date on or before 25 May 2016 or 3 per cent. for any Payment Date thereafter	-	No
d) the occurence of a servicer replacement event	-	No
e) the occurence of an insolvency event with respect to VWB	-	No
f) the amount credited to the Cash Collateral Account is less than the Specified General Cash Collateral Account Balance	-	No

Early amortisation event	not in effect
(a) Occurence of a foreclosure event	No
(b) the amount deposited in the Accumulation Account on two consecutive Payment Dates exceeds 15.00 per cent. of the Aggregate Discounted Receivables Balance	No
(c) the Credit Enhancement Increase Condition is in effect	No
(d) On any Payment Date, the Class A Actual Overcollateralisation Percentage is determined as being lower than 9.60 per cent, or the Class B Actual Overcollateralisation Percentage is determined as being lower than 5.40 per cent	No
(e) VW Bank ceases to be an Affiliate of Volkswagen AG or any successor thereto	No
(f) failure of VW Bank to pay when due the Settlement Amount pursuant to Clause 10.2 (Early Settlement, Clean-up Call, Term Takeout) of the Initial Receivables Purchase Agreement	No
(g) failure of the Issuer to enter into a replacement Swap Agreement within 30 calendar days, following the termination of a Swap Agreement or the respective Swap Counterparty fails to post collateral, in each case within the time period specified in the applicable Swap Agreement, (each as provided for in Clause 21 (Distribution Account; Swap Provisions) of the Trust Agreement or to take any other measure which does not result in a downgrade of the Notes	No

Transaction events III

Account bank	Moody's			DBRS			Fitch		
BNY Mellon	Long term	Short term	Outlook	COR	nor COR	Outlook	Long term	Short term	Outlook
Current rating*	A1	P-1	stable	AA (low)	R-1 (middle)	positive	AA-	F1+	stable
Minimum required rating (Monthly Remittance Condition)	A2	P-1		A (high)	A		A	F1	

If the account bank ceases to have the account bank required rating it shall, at its own cost,
(i) transfer the accounts to an eligible collateral bank, or
(ii) provide a guarantee from an eligible guarantor, or
(iii) take any other action in order to maintain the rating of the notes.
If none of the measures is taken within a given timespan, the issuer may enter into new banking arrangements at its own initiative with another account bank.

Required rating: *fulfilled*

Swap counterparty	Moody's			DBRS			Fitch		
Banco Santander S.A.	Long term	Short term	Outlook	Long term	Short term	Outlook	Long term	Short term	Outlook
Current rating*	A2	P-1	stable	A (high)	R-1 (middle)	stable	A-	F2	stable
Minimum required rating (Monthly Remittance Condition) (i) or	A3			A			A	F1	
Conditions (ii)	Baa1			BBB			BBB-	F3	

If the swap bank falls below the above mentioned minimum rating (Level I) it shall provide eligible credit support by means of cash or certain types of prime debt obligations

If the swap bank ceases to have the even lower rating as an eligible swap counterparty (Level II) it shall, at its own cost,
(i) transfer all rights and obligations under the swap agreement to another eligible swap partner or
(ii) provide a guarantee from an eligible guarantor.

Required rating: *fulfilled*

Swap counterparty	Moody's			DBRS			Fitch		
Crédit Agricole Corporate and Investment Bank	Long term	Short term	Outlook	Long term	Short term	Outlook	Long term	Short term	Outlook
Current rating*	A1	P-1	positive	AA (low)	R-1 (middle)	stable	A+	F1	stable
Minimum required rating (Monthly Remittance Condition)	A3			A			A	F1	
Minimum Required rating (if no short term rating available)	Baa1			BBB			BBB-	F3	

If the swap bank falls below the above mentioned minimum rating (Level I) it shall provide eligible credit support by means of cash or certain types of prime debt obligations

If the swap bank ceases to have the even lower rating as an eligible swap counterparty (Level II) it shall, at its own cost,
(i) transfer all rights and obligations under the swap agreement to another eligible swap partner or
(ii) provide a guarantee from an eligible guarantor.

Required rating: *fulfilled*

Swap counterparty	Moody's			DBRS			Fitch		
Skandinaviska Enskilda Banken AB (publ)	Long term	Short term	Outlook	Long term	Short term	Outlook	Long term	Short term	Outlook
Current rating*	Aa2	P-1	stable	A (high)	R-1 (middle)	stable	AA-	F1+	stable
Minimum required rating (Monthly Remittance Condition)	A3			A			A	F1	
Minimum Required rating (if no short term rating available)	Baa1			BBB			BBB-	F3	

If the swap bank falls below the above mentioned minimum rating (Level I) it shall provide eligible credit support by means of cash or certain types of prime debt obligations

If the swap bank ceases to have the even lower rating as an eligible swap counterparty (Level II) it shall, at its own cost,
(i) transfer all rights and obligations under the swap agreement to another eligible swap partner or
(ii) provide a guarantee from an eligible guarantor.

Required rating: *fulfilled*

Servicer	Moody's			DBRS			Fitch**		
Volkswagen Bank GmbH	Long term	Short term	Outlook	Long term	Short term	Outlook	Long term	Short term	Outlook
Current rating*	A1	P-1	stable	n.a.	n.a.	n.a.	BBB+	F2	stable
Minimum required rating (Monthly Remittance Condition)	Baa1	P-2		BBB (high)	R-2		BBB	F2	
Minimum Required rating (if no short term rating available)	A3								

Required rating: *fulfilled*

Lead Bank	Moody's			DBRS			Fitch		
Commerzbank AG	Long term	Short term	Outlook	Long term	Short term	Outlook	Long term	Short term	Outlook
Current rating*	A1	P-1	stable	n.a.	n.a.	n.a.	BBB+	F2	stable

Security Trustee	Moody's			DBRS			Fitch		
Wilmington Trust SP Services (Frankfurt) GmbH	Long term	Short term	Outlook	Long term	Short term	Outlook	Long term	Short term	Outlook
Current rating*	Aa3	P-1	n.a.	n.a.	n.a.	n.a.	A+	F1	n.a.

Data Protection Trustee	Moody's			DBRS			Fitch		
Circumference FS (Netherlands) B.V.	Long term	Short term	Outlook	Long term	Short term	Outlook	Long term	Short term	Outlook
Current rating*	n.a.	n.a.	n.a.	n.a.	n.a.	n.a.	n.a.	n.a.	n.a.

*Ratings last updated on 02/09/2019

**Rating of Volkswagen AG is required

Information regarding the notes I

	Class A Notes									Class B Notes		
Rating at issue date	**Series A 2015-1**	**Series A 2015-2**	**Series A 2015-3**	**Series A 2015-4**	**Series A 2015-5**	**Series A 2015-6**	**Series A 2015-7**	**Series A 2015-8**	**Series A 2015-9**	**Series B 2015-1**	**Series B 2015-2**	**Series B 2015-3**
Fitch	AAA sf	AAA sf	AAA sf	AAA sf	AAA sf	AAA sf	AAA sf	AAA sf	AAA sf	A+ sf	A+ sf	A+ sf
DBRS	AAA(sf)	AAA(sf)	AAA(sf)	AAA(sf)	AAA(sf)	AAA(sf)	AAA(sf)	AAA(sf)	AAA(sf)	A(high) (sf)	A(high) (sf)	A(high) (sf)
Moody's	Aaa(sf)	Aaa(sf)	Aaa(sf)	Aaa(sf)	Aaa(sf)	Aaa(sf)	Aaa(sf)	Aaa(sf)	Aaa(sf)	Aa3 (sf)	Aa3 (sf)	Aa3 (sf)
Current rating												
Fitch	AAA sf	AAA sf	AAA sf	AAA sf	AAA sf	AAA sf	AAA sf	AAA sf	AAA sf	A+ sf	A+ sf	A+ sf
DBRS	AAA(sf)	AAA(sf)	AAA(sf)	AAA(sf)	AAA(sf)	AAA(sf)	AAA(sf)	AAA(sf)	AAA(sf)	A(high) (sf)	A(high) (sf)	A(high) (sf)
Moody's	Aaa (sf)	Aaa (sf)	Aaa (sf)	Aaa (sf)	Aaa (sf)	Aaa (sf)	Aaa (sf)	Aaa (sf)	Aaa (sf)	A1 (sf)	A1 (sf)	A1 (sf)
Information on notes												
ISIN	XS1253866443	XS1253866526	XS1253866872	XS1253867094	XS1253868225	XS1253868811	XS1253871955	XS1253873225	XS1253874462	XS1253880949	XS1253881160	XS1253881327
Common code	125386644	125386652	125386687	125386709	125386822	125386881	125387195	125387322	125387446	125388094	125388116	125388132
Original face value	€100.000,00	€100.000,00	€100.000,00	€100.000,00	€100.000,00	€100.000,00	€100.000,00	€100.000,00	€100.000,00	€100.000,00	€100.000,00	€100.000,00
Spread / Margin	0,2500%	0,2500%	0,2500%	0,2500%	0,2500%	0,2500%	0,2500%	0,2500%	0,2500%	0,6000%	0,7000%	0,7000%
Current coupon	0,0000%	0,0000%	0,0000%	0,0000%	0,0000%	0,0000%	0,0000%	0,0000%	0,0000%	0,1850%	0,2850%	0,2850%

Information on notes	**Class A-Series**	**Class B-Series**
Final maturity date	Mai 2028	Mai 2028
Fixed/Floating	Floating	Floating
Day count convention	actual/360	actual/360
Index rate	-0,4150%	-0,4150%

Information regarding the notes II

Monthly period:	08.2019
Payment date:	25.09.2019
Interest accrual period (from/until):	27.08.2019 until 25.09.2019
Days accrued:	29
Index rate:	1-Month Euribor
Base interest rate:	-0,4150%
Day count convention:	actual/360

		Class A Notes										Class B Notes			
Interest payments	**Total Class A and B**	**Series A 2015-1**	**Series A 2015-2**	**Series A 2015-3**	**Series A 2015-4**	**Series A 2015-5**	**Series A 2015-6**	**Series A 2015-7**	**Series A 2015-8**	**Series A 2015-9**	**Total Class A**	**Series B 2015-1**	**Series B 2015-2**	**Series B 2015-3**	**Total Class B**
Total interest amount of the reporting period	**€2.329,01**	€0,00	€0,00	€0,00	€0,00	€0,00	€0,00	€0,00	€0,00	€0,00	**€0,00**	€147,97	€436,21	€1.744,83	**€2.329,01**
Paid interest	**€2.329,01**	€0,00	€0,00	€0,00	€0,00	€0,00	€0,00	€0,00	€0,00	€0,00	**€0,00**	€147,97	€436,21	€1.744,83	**€2.329,01**
Unpaid Interest															
Unpaid interest of the reporting period	**€0,00**	€0,00	€0,00	€0,00	€0,00	€0,00	€0,00	€0,00	€0,00	€0,00	**€0,00**	€0,00	€0,00	€0,00	**€0,00**
Cumulative unpaid interest	**€0,00**	€0,00	€0,00	€0,00	€0,00	€0,00	€0,00	€0,00	€0,00	€0,00	**€0,00**	€0,00	€0,00	€0,00	**€0,00**
Note balance															
Note balance as of the beginning of the period	**€226.713.504,11**	**€43.300.000,00**	**€2.120.607,48**	**€16.200.000,00**	**€43.100.000,00**	**€19.800.000,00**	**€19.800.000,00**	**€19.800.000,00**	**€19.800.000,00**	**€32.300.000,00**	**€216.220.607,48**	**€992.896,63**	**€1.900.000,00**	**€7.600.000,00**	**€10.492.896,63**
Additional issue amount	**€0,00**	€0,00	€0,00	€0,00	€0,00	€0,00	€0,00	€0,00	€0,00	€0,00	**€0,00**	€0,00	€0,00	€0,00	**€0,00**
Redemption amount due to amortizing series	**€255.534,13**	€0,00	€236.259,69	€0,00	€0,00	€0,00	€0,00	€0,00	€0,00	€0,00	**€236.259,69**	€19.274,44	€0,00	€0,00	**€19.274,44**
Term take out redemption	**€0,00**	€0,00	€0,00	€0,00	€0,00	€0,00	€0,00	€0,00	€0,00	€0,00	**€0,00**	€0,00	€0,00	€0,00	**€0,00**
Class balance as of the end of the period	**€226.457.970,39**	**€43.300.000,00**	**€1.884.348,18**	**€16.200.000,00**	**€43.100.000,00**	**€19.800.000,00**	**€19.800.000,00**	**€19.800.000,00**	**€19.800.000,00**	**€32.300.000,00**	**€215.984.348,18**	**€973.622,21**	**€1.900.000,00**	**€7.600.000,00**	**€10.473.622,21**
Payments to Investors per note															
Interest	-	€0,00	€0,00	€0,00	€0,00	€0,00	€0,00	€0,00	€0,00	€0,00	**€0,00**	€14,90	€22,96	€22,96	**€0,00**
Principal repayment by note	-	€0,00	€236.259,30	€0,00	€0,00	€0,00	€0,00	€0,00	€0,00	€0,00	**€236.259,30**	€19.274,42	€0,00	€0,00	**€19.274,42**
Total	**-**	**€0,00**	**€236.259,30**	**€0,00**	**€0,00**	**€0,00**	**€0,00**	**€0,00**	**€0,00**	**€0,00**	**€236.259,30**	**€19.289,32**	**€22,96**	**€22,96**	**€19.274,42**
Notes															
Number of notes as of the beginning of the period	**2.304**	**433**	**57**	**162**	**431**	**198**	**198**	**198**	**198**	**323**	**2.198**	11	19	76	**106**
Increase of outstanding notes from tap-up	0	0	0	0	0	0	0	0	0	0	**0**	0	0	0	**0**
Reduction of outstanding notes from term take out	0	0	0	0	0	0	0	0	0	0	**0**	0	0	0	**0**
Number of notes as of the end of the period	**2.304**	**433**	**57**	**162**	**431**	**198**	**198**	**198**	**198**	**323**	**2.198**	**11**	**19**	**76**	**106**
Face value per note	-	100.000,00	100.000,00	100.000,00	100.000,00	100.000,00	100.000,00	100.000,00	100.000,00	100.000,00	**100.000**	100.000	100.000	100.000	**100.000**
Balance per note	-	100.000,00	33.058,74	100.000,00	100.000,00	100.000,00	100.000,00	100.000,00	100.000,00	100.000,00	**98.264**	88.511	100.000	100.000	**98.808**
Note factor	**-**	**1,000000**	**0,330587**	**1,000000**	**1,000000**	**1,000000**	**1,000000**	**1,000000**	**1,000000**	**1,000000**	**0,982640**	**0,885111**	**1,000000**	**1,000000**	**0,988078**
Overcollateralisation															
Current OC amount		€5.026.583,35	€218.748,99	€1.880.615,48	€5.003.365,88	€2.298.530,03	€2.298.530,03	€2.298.530,03	€2.298.530,03	€3.749.622,22	**€25.073.056,04**	€1.357.155,39	€2.648.455,69	€10.593.822,77	**€14.599.433,85**
Current OC percentage		10,4013%	10,4013%	10,4013%	10,4013%	10,4013%	10,4013%	10,4013%	10,4013%	10,4013%	**10,4013%**	6,0564%	6,0564%	6,0564%	**6,0564%**
Target OC percentage (revolving period/ amortising period)		13,5% / 16,5%	13,5% / 16,5%	13,5% / 16,5%	13,5% / 16,5%	13,5% / 16,5%	13,5% / 16,5%	13,5% / 16,5%	13,5% / 16,5%	13,5% / 16,5%	**13,5% / 16,5%**	9% / 10,5%	9% / 10,5%	9% / 10,5%	**9% / 10,5%**

Subordinated loan	
Balance as of the beginning of the period	**€9.548.765,23**
Balance increase from tap up	€0,00
Redemption payments from term take out	€0,00
Regular redemption from waterfall	€139.609,94
Redemption from cash collateral account	€0,00
Capitalization of interest	€0,00
Balance as of the end of the period	**€9.409.155,29**
Current OC amount (before TU / TTO)	€5.050.668,62
Current OC percentage (before TU / TTO)	2,0952%
Current OC amount (after TU / TTO)	€13.821.513,80
Current OC percentage (after TU / TTO)	5,5355%

Cash collateral account (CCA)

Cash collateral account (CCA)		in percentage of Class A Note and Class B Note
Initial balance at poolcut	**€ 8.496.000,00**	**1,20%**
Targeted balance (floor)	**€6.956.739,53**	
Thereof general cash reserve	€6.956.739,53	
Thereof german trade tax risk reserve	€0,00	
Balance as of the beginning of the period	**€6.956.739,53**	**3,07%**
General payment from CCA	€0,00	
General payment to CCA	€0,00	
Loan administration fee risk reserve reclaimed from Cash collateral account on 26/06/2017*	€0,00	
Payment from CCA due to TTO	€0,00	0,00%
Payment to CCA due to tap-up	€0,00	0,00%
Balance as of the end of the period	**€6.956.739,53**	**3,07%**
Accrued interest	**€0,00**	**0,00%**
Specified general CCA balance	**€6.956.739,53**	
General cash reserve in percent of total current note balance	**3,07%**	
Maximum discounted receivables balance	**€1.159.456.588,50**	
Cash Collateral account floor in percentage	**0,60%**	
Minimum specified general cash collateral	**€6.956.739,53**	

*Due to FitchRatings' requirements, the loan administration fee was transferred to the cash

Swap fixing / Waterfall

Amortising interest rate swap	Class A	Class B
Underlying principal for reporting period	€216.220.607,48	€10.492.896,63
Fix interest rate	0,0300%	0,4000%
Floating interest rate	0,0000%	0,1850%
Net swap payments / receipts	€5.599,90	€218,62

Available distribution amount calculation	Payment to waterfall position	Remaining amount
1) Receivables collections amount	€9.629.068,25	€9.629.068,25
2) Accumulation account interest	€0,00	€9.629.068,25
3) Net swap receipts	€0,00	€9.629.068,25
4) Payments from the cash collateral account as provided for in clause 23.2 of the trust agreement	€0,00	€9.629.068,25
5) In case of an early amortisation event or after termination the revolving period, transfers from the accumulation account to the distribution account pursuant to clause 23.4 of the trust agreement	€0,00	€9.629.068,25
6) Buffer release amount	(€496.567,75)	€9.132.500,50
Purchase price amount (plus collections from repurchased contracts)	€0,00	€9.132.500,50
Remaining amount from previous period	€0,05	€9.132.500,55

Waterfall	Payment to waterfall position	Remaining amount
Available distribution amount	-	€9.132.500,55
1) Taxes	(€70,00)	€9.132.430,55
2) Payment to security trustee	(€3.250,00)	€9.129.180,55
2.1) Payment to security trustee	(€3.250,00)	€9.129.180,55
2.2) Payment to succesor of security trustee	€0,00	€9.129.180,55
3) Payment in respect of servicer fee	(€208.310,36)	€8.920.870,19
4) Payment in respect of fees I	(€250,00)	€8.920.620,19
4.i) Payment to the corporate service provider	€0,00	€8.920.620,19
4. ii) Payment to the data protection trustee	€0,00	€8.920.620,19
4.iii) Payment to rating agencies	€0,00	€8.920.620,19
4.iv) Payment to process agent and the english process agent	(€250,00)	€8.920.620,19
5) Payment in respect of fees II	(€28.900,00)	€8.891.720,19
5.i) Payment to directors of the issuer	€0,00	€8.920.620,19
5.ii) Payment to issuer in respect of other administration costs and expenses	(€9.000,00)	€8.911.620,19
5.ii) Payment in respect of listing of the notes	(€9.900,00)	€8.901.720,19
5.ii) Payment in respect of admission to trading	(€10.000,00)	€8.891.720,19
5.ii) Payment in respect of auditors' fees	€0,00	€8.891.720,19
5.ii) Tax filing fees	€0,00	€8.891.720,19
5.ii) Annual return or excempt company status fees	€0,00	€8.891.720,19
6) Payment to account bank, cash administrator, principal paying agent, interest determination agent, calculation agent and registrar	(€9.327,05)	€8.882.393,14
7) Equal rank swap payments - Series A and B	(€5.818,52)	€8.876.574,62
- Net swap payments on series A 2015-1	(€1.082,50)	€8.881.310,64
- Net swap payments on series A 2015-2	(€247,40)	€8.881.063,24
- Net swap payments on series A 2015-3	(€405,00)	€8.880.658,24
- Net swap payments on series A 2015-4	(€1.077,50)	€8.879.580,74
- Net swap payments on series A 2015-5	(€495,00)	€8.879.085,74
- Net swap payments on series A 2015-6	(€495,00)	€8.878.590,74
- Net swap payments on series A 2015-7	(€495,00)	€8.878.095,74
- Net swap payments on series A 2015-8	(€495,00)	€8.877.600,74
- Net swap payments on series A 2015-9	(€807,50)	€8.876.793,24
- Net swap payments on series B 2015-1	(€183,00)	€8.876.610,24
- Net swap payments on series B 2015-2	(€7,12)	€8.876.603,12
- Net swap payments on series B 2015-3	(€28,50)	€8.876.574,62
8) Interest payment class A	€0,00	€8.876.574,62
(a) Accrued interest & (b) interest shortfalls on series A 2015-1	€0,00	€8.876.574,62
(a) Accrued interest & (b) interest shortfalls on series A 2015-2	€0,00	€8.876.574,62
(a) Accrued interest & (b) interest shortfalls on series A 2015-3	€0,00	€8.876.574,62
(a) Accrued interest & (b) interest shortfalls on series A 2015-4	€0,00	€8.876.574,62
(a) Accrued interest & (b) interest shortfalls on series A 2015-5	€0,00	€8.876.574,62
(a) Accrued interest & (b) interest shortfalls on series A 2015-6	€0,00	€8.876.574,62
(a) Accrued interest & (b) interest shortfalls on series A 2015-7	€0,00	€8.876.574,62
(a) Accrued interest & (b) interest shortfalls on series A 2015-8	€0,00	€8.876.574,62
(a) Accrued interest & (b) interest shortfalls on series A 2015-9	€0,00	€8.876.574,62
9) Interest payment class B	(€2.329,01)	€8.874.245,61
(a) Accrued interest & (b) interest shortfalls on series B 2015-1	(€147,97)	€8.876.426,65
(a) Accrued interest & (b) interest shortfalls on series B 2015-2	(€436,21)	€8.875.990,44
(a) Accrued interest & (b) interest shortfalls on series B 2015-3	(€1.744,83)	€8.874.245,61
10) Payment to cash collateral account	€0,00	€8.874.245,61
11) Redemption amount class A	(€236.259,30)	€8.637.986,31
(a) Redemption on series A 2015-1	€0,00	€8.637.986,31
(a) Redemption on series A 2015-2	(€236.259,30)	€8.401.727,01
(a) Redemption on series A 2015-3	€0,00	€8.401.727,01
(a) Redemption on series A 2015-4	€0,00	€8.401.727,01
(a) Redemption on series A 2015-5	€0,00	€8.401.727,01
(a) Redemption on series A 2015-6	€0,00	€8.401.727,01
(a) Redemption on series A 2015-7	€0,00	€8.401.727,01
(a) Redemption on series A 2015-8	€0,00	€8.401.727,01
(a) Redemption on series A 2015-9	€0,00	€8.401.727,01
Remaining rounding amount from current period class A	(€0,39)	€8.637.985,92
Class A accumulation amount	(€8.471.524,86)	**€166.461,06**
12) Redemption amount class B	(€19.274,42)	€147.186,64
(a) Redemption on series B 2015-1	(€19.274,42)	€147.186,64
(a) Redemption on series B 2015-2	€0,00	€147.186,64
(a) Redemption on series B 2015-3	€0,00	€147.186,64
Remaining rounding amount from current period class B	(€0,02)	€147.186,62
Class B accumulation amount	€0,00	€147.186,62
13) Payments to swap counterparties, not subsumed under item seventh	€0,00	€147.186,62
14) Accrued and unpaid interest on the subordinated loan	(€7.576,68)	€139.609,94
14.1) Interest subordinated loan	(€7.576,68)	€139.609,94
14.2) Unpaid interest subordinated loan	€0,00	€139.609,94
15) Redemption subordinated loan	(€139.609,94)	€0,00
16) Final success fee	€0,00	€0,00

Distribution of cash collateral account surplus	Payment to waterfall position	Remaining amount
Payment from CCA - Payment to subordinated lender	€0,00	€0,00
Payment in respect of regular interest to subordinated lender	€0,00	€0,00
Payment in respect of interest shortfalls to subordinated lender	€0,00	€0,00
Payment in respect of regular redemption to subordinated lender	€0,00	€0,00
Final success fee	€0,00	€0,00

Payments due to term take out - not part of the waterfall	Payment	Remaining amount
Purchase price from term take out	€0,00	€0,00
Redemption class A	€0,00	€0,00
Redemption class B	€0,00	€0,00
Redemption subordinated loan	€0,00	€0,00

Retention of net economic interest

Retention amount at poolcut

Type of asset	Number of contracts	Percentage of contracts	Outstanding discounted balance	Percentage of discounted balance
Portfolio sold to SPV	52.745	92,57%	€750.026.298,61	93,00%
Retention of VW Bank	4.233	7,43%	€56.441.500,24	7,00%
Total	**56.978**	**100,00%**	**€806.467.798,85**	**100,00%**

Retention amount at end of reporting period

Type of asset	Number of contracts	Percentage of contracts	Outstanding discounted balance	Percentage of discounted balance
Portfolio sold to SPV	17.967	91,24%	€249.688.521,99	92,20%
Retention of VW Bank	1.724	8,76%	€21.120.597,25	7,80%
Total	**19.691**	**100,00%**	**€270.809.119,24**	**100,00%**

In its capacity as originator and original lender, Volkswagen Bank GmbH complies with the retention requirements of a material net economic interest in accordance with with article 405 Abs. 1 c CRR or if applicable Article 6 (3) (c) Securitisation Regulation and in each case the corresponding delegated regulation 625/2014 article 10.

By adhering to option c) of the direction, Volkwagen Bank GmbH will keep the exposures designated for retention on its balance sheet on an ongoing basis.

The latest end of month level of retention will be published on a monthly basis within the investor report.

Amortisation profile I

Note class	Class A		Class B	
WAL	At closing: 2,60 yrs	Currently: 1,80 yrs	At closing: 3,29 yrs	Currently: 2,09 yrs
Payment date	Actual note balance	Forecasted note balance	Actual note balance	Forecasted note balance
27.07.2015	€676.500.000,00	-	€31.500.000,00	-
25.08.2015	€676.500.000,00	-	€31.500.000,00	-
25.09.2015	€676.500.000,00	-	€31.500.000,00	-
25.10.2015	€676.500.000,00	-	€31.500.000,00	-
25.11.2015	€1.020.100.000,00	-	€47.500.000,00	-
25.12.2015	€1.020.100.000,00	-	€47.500.000,00	-
25.01.2016	€1.020.100.000,00	-	€47.500.000,00	-
25.02.2016	€1.020.100.000,00	-	€47.500.000,00	-
25.03.2016	€1.020.100.000,00	-	€47.500.000,00	-
25.04.2016	€1.020.100.000,00	-	€47.500.000,00	-
25.05.2016	€1.020.100.000,00	-	€47.500.000,00	-
25.06.2016	€1.020.100.000,00	-	€47.500.000,00	-
25.07.2016	€1.020.100.000,00	-	€47.500.000,00	-
25.08.2016	€1.020.100.000,00	-	€47.500.000,00	-
25.09.2016	€1.020.100.000,00	-	€47.500.000,00	-
25.10.2016	€1.020.100.000,00	-	€47.500.000,00	-
25.11.2016	€1.020.100.000,00	-	€47.500.000,00	-
25.12.2016	€1.020.100.000,00	-	€47.500.000,00	-
25.01.2017	€1.020.100.000,00	-	€47.500.000,00	-
25.02.2017	€1.020.100.000,00	-	€47.500.000,00	-
25.03.2017	€1.020.100.000,00	-	€47.500.000,00	-
25.04.2017	€1.020.100.000,00	-	€47.500.000,00	-
25.05.2017	€1.020.100.000,00	-	€47.500.000,00	-
25.06.2017	€1.020.100.000,00	-	€47.500.000,00	-
25.07.2017	€1.020.100.000,00	-	€47.500.000,00	-
25.08.2017	€1.020.100.000,00	-	€47.500.000,00	-
25.09.2017	€1.020.100.000,00	-	€47.500.000,00	-
25.10.2017	€1.020.100.000,00	-	€47.500.000,00	-
25.11.2017	€1.020.100.000,00	-	€47.500.000,00	-
25.12.2017	€1.020.100.000,00	-	€47.500.000,00	-
25.01.2018	€1.020.100.000,00	-	€47.500.000,00	-
25.02.2018	€1.020.100.000,00	-	€47.500.000,00	-
25.03.2018	€219.800.000,00	-	€10.600.000,00	-
25.04.2018	€219.800.000,00	-	€10.600.000,00	-
25.05.2018	€219.800.000,00	-	€10.600.000,00	-
25.06.2018	€219.800.000,00	-	€10.600.000,00	-
25.07.2018	€219.541.756,37	-	€10.600.000,00	-
25.08.2018	€219.275.393,09	-	€10.600.000,00	-
25.09.2018	€219.021.537,89	-	€10.600.000,00	-
25.10.2018	€218.778.677,42	-	€10.600.000,00	-
25.11.2018	€218.535.636,83	-	€10.600.000,00	-
25.12.2018	€218.285.093,33	-	€10.600.000,00	-
25.01.2019	€218.068.318,91	-	€10.600.000,00	-
25.02.2019	€217.823.440,07	-	€10.590.265,22	-
25.03.2019	€217.567.280,36	-	€10.581.548,60	-
25.04.2019	€217.293.332,09	-	€10.563.701,87	-
25.05.2019	€217.012.704,56	-	€10.545.077,22	-
25.06.2019	€216.706.199,60	-	€10.521.624,89	-
25.07.2019	€216.486.543,26	-	€10.521.624,89	-
25.08.2019	€216.220.607,48	-	€10.492.896,63	-
25.09.2019	€215.984.348,18	-	€10.473.622,21	-
25.10.2019	-	€215.695.386,70	-	€10.473.622,21
25.11.2019	-	€215.468.978,19	-	€10.215.985,02
25.12.2019	-	€215.238.574,60	-	€10.014.760,34
25.01.2020	-	€214.998.755,04	-	€9.811.520,84
25.02.2020	-	€214.758.497,75	-	€9.597.794,80
25.03.2020	-	€214.510.662,00	-	€9.500.000,00
25.04.2020	-	€214.265.771,37	-	€9.500.000,00
25.05.2020	-	€214.100.000,00	-	€9.500.000,00
25.06.2020	-	€214.100.000,00	-	€9.500.000,00
25.07.2020	-	€204.904.338,57	-	€9.500.000,00
25.08.2020	-	€195.763.066,62	-	€9.500.000,00
25.09.2020	-	€186.797.898,19	-	€9.500.000,00
25.10.2020	-	€177.818.394,97	-	€9.500.000,00
25.11.2020	-	€168.450.164,62	-	€9.500.000,00
25.12.2020	-	€160.879.137,35	-	€9.500.000,00
25.01.2021	-	€153.415.402,77	-	€9.500.000,00
25.02.2021	-	€145.642.623,61	-	€9.500.000,00
25.03.2021	-	€138.532.561,23	-	€9.500.000,00
25.04.2021	-	€130.977.918,05	-	€9.411.586,93
25.05.2021	-	€122.734.366,55	-	€8.819.235,92
25.06.2021	-	€115.412.918,61	-	€8.293.143,85
25.07.2021	-	€109.012.301,95	-	€7.833.219,30
25.08.2021	-	€102.550.776,33	-	€7.368.918,06
25.09.2021	-	€95.528.278,76	-	€7.368.918,06
25.10.2021	-	€88.713.174,04	-	€7.368.918,06
25.11.2021	-	€79.469.303,79	-	€7.368.918,06
25.12.2021	-	€70.426.554,17	-	€7.368.918,06
25.01.2022	-	€61.877.714,04	-	€7.368.918,06
25.02.2022	-	€0,00	-	€0,00

*Based on the following assumptions: CPR of 10% and Clean-Up-Call at **10**% of the oustanding portfolio

Amortisation profile II

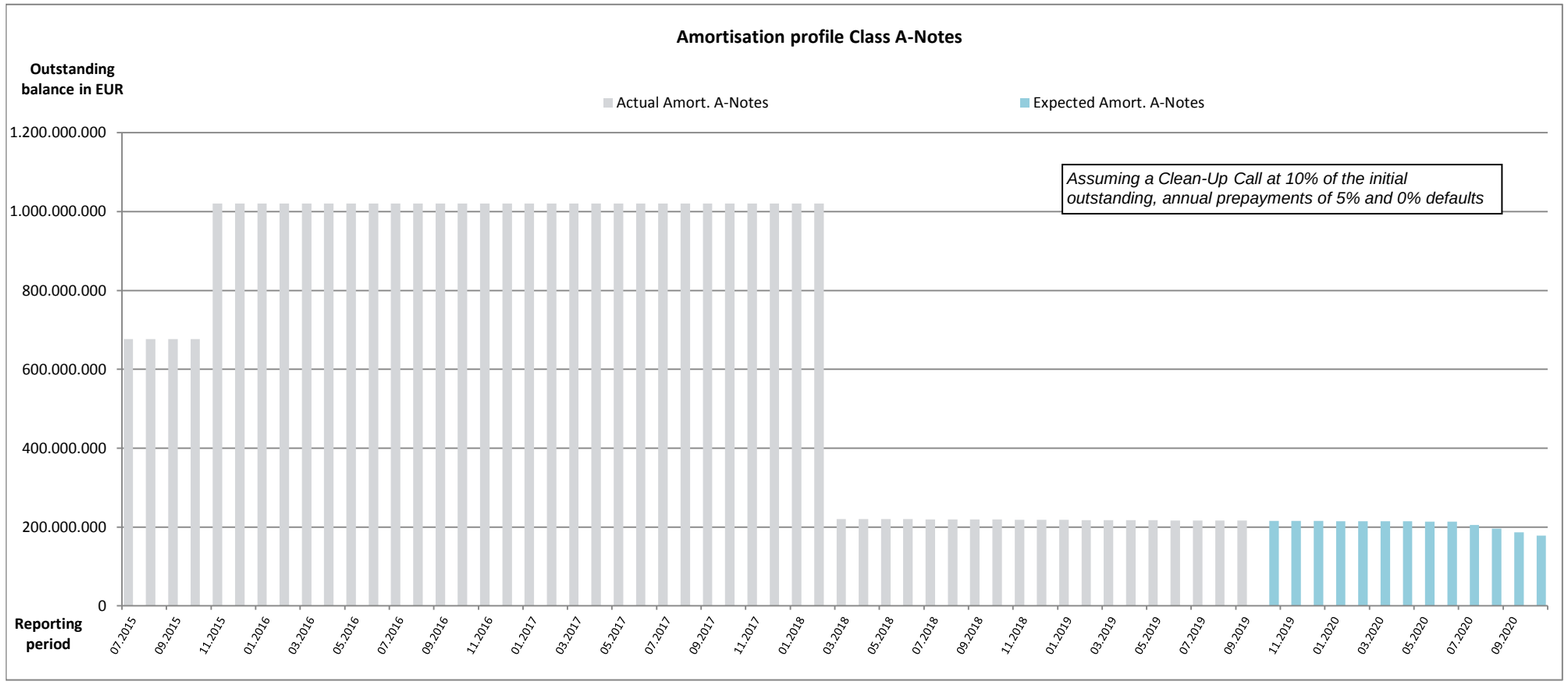

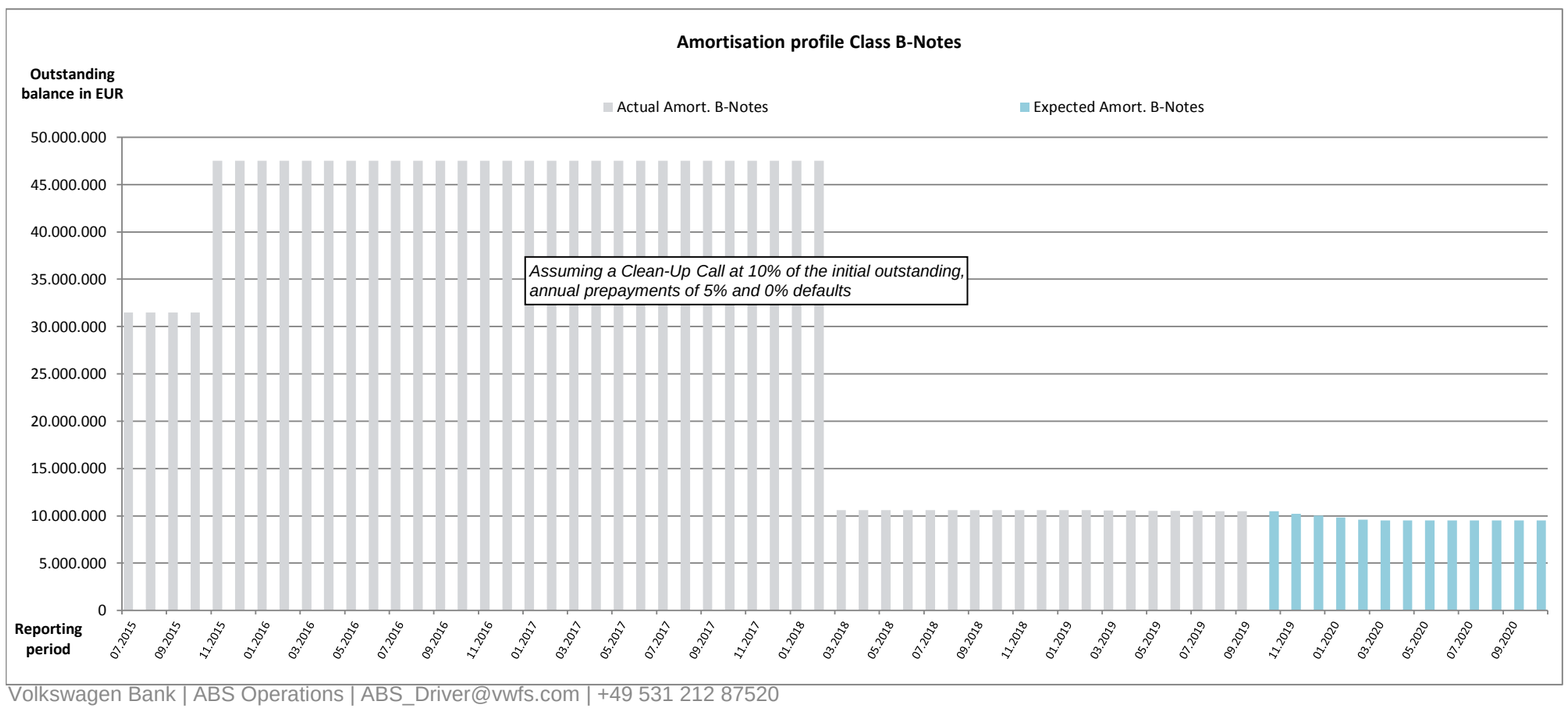

Run out schedule I

Reporting period	Principal	Interest	Instalment
arrears	€2.700.721,69	€65.836,00	€2.766.557,69
09.2019	€5.980.717,77	€728.538,05	€6.709.255,82
10.2019	€6.044.935,84	€711.511,11	€6.756.446,95
11.2019	€6.084.248,74	€693.943,23	€6.778.191,97
12.2019	€6.298.383,06	€675.933,90	€6.974.316,96
01.2020	€6.145.902,38	€657.460,92	€6.803.363,30
02.2020	€6.287.508,59	€639.555,32	€6.927.063,91
03.2020	€5.994.526,77	€621.040,33	€6.615.567,10
04.2020	€5.631.813,23	€603.531,57	€6.235.344,80
05.2020	€5.366.884,68	€586.969,25	€5.953.853,93
06.2020	€5.561.751,43	€571.024,21	€6.132.775,64
07.2020	€5.773.939,64	€554.576,16	€6.328.515,80
08.2020	€5.743.444,82	€537.668,61	€6.281.113,43
09.2020	€5.929.366,30	€520.579,42	€6.449.945,72
10.2020	€6.735.808,22	€503.379,61	€7.239.187,83
11.2020	€6.351.417,72	€483.086,19	€6.834.503,91
12.2020	€6.372.267,98	€464.312,78	€6.836.580,76
01.2021	€6.952.907,13	€445.358,64	€7.398.265,77
02.2021	€6.144.600,15	€424.668,71	€6.569.268,86
03.2021	€6.912.170,74	€406.605,79	€7.318.776,53
04.2021	€8.011.232,56	€386.002,99	€8.397.235,55
05.2021	€6.787.380,88	€362.462,34	€7.149.843,22
06.2021	€5.596.737,76	€342.319,81	€5.939.057,57
07.2021	€5.854.658,84	€325.797,29	€6.180.456,13
08.2021	€5.150.789,18	€308.484,77	€5.459.273,95
09.2021	€5.079.780,46	€293.351,96	€5.373.132,42
10.2021	€8.312.906,01	€278.413,62	€8.591.319,63
11.2021	€8.178.785,53	€254.178,22	€8.432.963,75
12.2021	€7.678.191,04	€229.756,87	€7.907.947,91
01.2022	€8.374.872,77	€206.777,72	€8.581.650,49
02.2022	€5.926.341,22	€182.038,71	€6.108.379,93
03.2022	€5.352.771,81	€164.857,79	€5.517.629,60
04.2022	€6.021.394,23	€148.867,59	€6.170.261,82
05.2022	€4.678.876,52	€131.023,92	€4.809.900,44
06.2022	€4.301.986,77	€117.338,90	€4.419.325,67
07.2022	€4.443.729,37	€104.516,63	€4.548.246,00
08.2022	€3.914.151,35	€91.445,33	€4.005.596,68
09.2022	€2.649.622,24	€79.863,67	€2.729.485,91
10.2022	€3.226.902,96	€72.036,04	€3.298.939,00
11.2022	€3.255.946,23	€62.593,44	€3.318.539,67
12.2022	€2.816.101,42	€52.818,65	€2.868.920,07
01.2023	€2.624.688,65	€44.602,90	€2.669.291,55
02.2023	€2.101.637,07	€36.929,85	€2.138.566,92
03.2023	€2.177.616,40	€30.583,75	€2.208.200,15
04.2023	€1.968.666,16	€24.215,64	€1.992.881,80
05.2023	€1.196.021,04	€18.316,30	€1.214.337,34
06.2023	€859.909,32	€14.748,83	€874.658,15
07.2023	€625.710,25	€12.214,08	€637.924,33
08.2023	€598.157,42	€10.373,86	€608.531,28
09.2023	€319.998,85	€8.590,06	€328.588,91
10.2023	€403.219,06	€7.684,26	€410.903,32
11.2023	€425.194,03	€6.554,36	€431.748,39
12.2023	€281.729,48	€5.191,26	€286.920,74
01.2024	€289.539,92	€4.360,83	€293.900,75
02.2024	€205.725,82	€3.542,26	€209.268,08
03.2024	€173.297,95	€2.901,00	€176.198,95
04.2024	€124.036,07	€2.390,24	€126.426,31
05.2024	€138.241,82	€2.024,59	€140.266,41
06.2024	€68.178,39	€1.617,18	€69.795,57
07.2024	€58.307,20	€1.416,20	€59.723,40
08.2024	€53.308,20	€1.244,32	€54.552,52
09.2024	€42.555,48	€1.087,18	€43.642,66
10.2024	€39.718,58	€961,69	€40.680,27
11.2024	€34.883,72	€844,69	€35.728,41
12.2024	€31.543,50	€741,90	€32.285,40
01.2025	€28.823,58	€648,92	€29.472,50
02.2025	€26.940,45	€563,98	€27.504,43
03.2025	€24.462,52	€484,61	€24.947,13
04.2025	€22.745,11	€412,48	€23.157,59
05.2025	€20.395,34	€345,46	€20.740,80
06.2025	€17.935,63	€285,32	€18.220,95
07.2025	€16.029,17	€232,48	€16.261,65
08.2025	€12.639,88	€185,20	€12.825,08
09.2025	€11.064,62	€147,96	€11.212,58
10.2025	€9.804,40	€115,33	€9.919,73
11.2025	€9.241,15	€86,43	€9.327,58
12.2025	€7.900,78	€59,18	€7.959,96
01.2026	€6.184,02	€35,91	€6.219,93
02.2026	€3.551,05	€17,68	€3.568,73
03.2026	€1.244,01	€7,20	€1.251,21
04.2026	€930,46	€3,54	€934,00
05.2026	€269,41	€0,79	€270,20
06.2026	€0,00	€0,00	€0,00
Total	**€249.688.521,99**	**€15.337.295,76**	**€265.025.817,75**

Run out schedule II

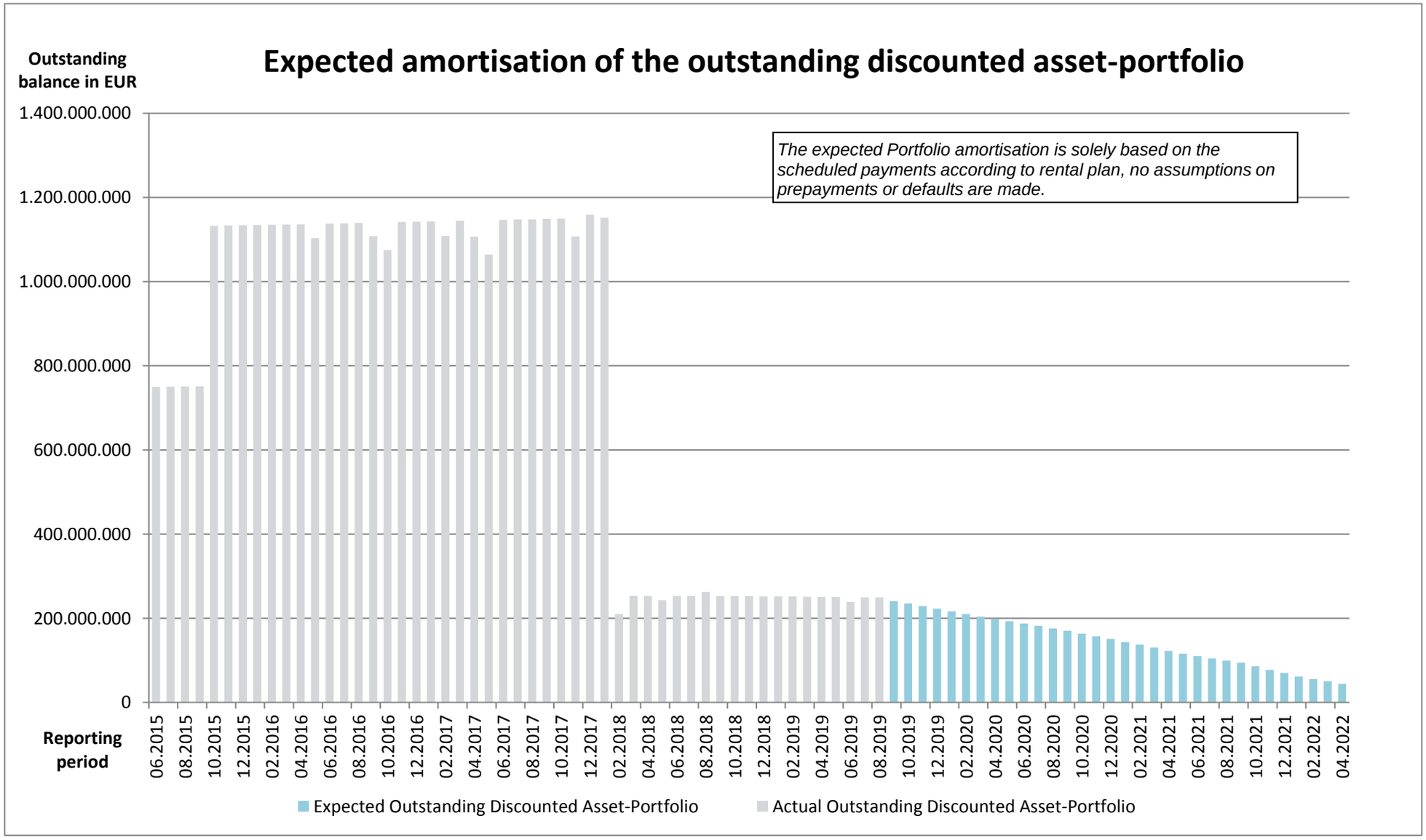

Outstanding contracts

Development of pool within reporting period	Number of contracts	Adjustments	Outstanding nominal balance
Beginning of period	18.026		€265.423.736,32
Periodic reduction of nominal			€9.757.788,86
Discount		€109.860,90	
Fees for restructuring/Prolongation		(€570,03)	
Interest on arrears		€628,90	
Compensation		€109.919,77	
Write-Off		€18.800,84	
Available collections amount			€9.629.068,25
Repurchased loan contracts			
Total before Top/Tap-Up	**17.447**		**€255.665.947,46**
Top/Tap-Up	520		€9.359.870,29
Total after Top/Tap-Up	**17.967**		**€265.025.817,75**

Collections by status	Number of contracts	Collections
Current	17.425	€5.006.037,36
Delinquent	243	€28.211,58
Early settlement	32.309	€2.134.867,18
Default	299	€220.767,86
End of term	30.624	€2.239.184,27
Write-Off	462	€0,00
Total	**81.362**	**€9.629.068,25**

Total portfolio as of pool cut date			Credit type				Customer type				Type of car					
			AutoCredit		ClassicCredit		Retail		Corporate		New cars		Used cars		Demonstration cars	
Contract status development I	Number of contracts	Outstanding discounted balance	Number of contracts	Outstanding discounted balance	Number of contracts	Outstanding discounted balance	Number of contracts	Outstanding discounted balance	Number of contracts	Outstanding discounted balance	Number of contracts	Outstanding discounted balance	Number of contracts	Outstanding discounted balance	Number of contracts	Outstanding discounted balance
Current	52.745	€750.026.298,61	43.781	€664.845.930,96	8.964	€85.180.367,65	52.539	€746.616.076,75	206	€3.410.221,86	19.226	€308.899.668,64	28.926	€374.405.399,23	4.593	€66.721.230,74
Delinquent	0	€0,00	0	€0,00	0	€0,00	0	€0,00	0	€0,00	0	€0,00	0	€0,00	0	€0,00
Early settlement	0	€0,00	0	€0,00	0	€0,00	0	€0,00	0	€0,00	0	€0,00	0	€0,00	0	€0,00
Default	0	€0,00	0	€0,00	0	€0,00	0	€0,00	0	€0,00	0	€0,00	0	€0,00	0	€0,00
End of term	0	€0,00	0	€0,00	0	€0,00	0	€0,00	0	€0,00	0	€0,00	0	€0,00	0	€0,00
Write-Off	0	€0,00	0	€0,00	0	€0,00	0	€0,00	0	€0,00	0	€0,00	0	€0,00	0	€0,00
Total	**52.745**	**€750.026.298,61**	**43.781**	**€664.845.930,96**	**8.964**	**€85.180.367,65**	**52.539**	**€746.616.076,75**	**206**	**€3.410.221,86**	**19.226**	**€308.899.668,64**	**28.926**	**€374.405.399,23**	**4.593**	**€66.721.230,74**

Total portfolio as of current reporting period			Credit type				Customer type				Type of car					
			AutoCredit		ClassicCredit		Retail		Corporate		New cars		Used cars		Demonstration cars	
Contract status development II	Number of contracts	Outstanding discounted balance	Number of contracts	Outstanding discounted balance	Number of contracts	Outstanding discounted balance	Number of contracts	Outstanding discounted balance	Number of contracts	Outstanding discounted balance	Number of contracts	Outstanding discounted balance	Number of contracts	Outstanding discounted balance	Number of contracts	Outstanding discounted balance
Current	17.425	€244.162.102,55	14.318	€221.536.844,55	3.107	€22.625.258,00	17.333	€243.012.449,21	92	€1.149.653,34	5.807	€98.118.315,73	9.939	€121.437.986,65	1.679	€24.605.800,17
Delinquent	243	€3.019.121,06	211	€2.790.979,02	32	€228.142,04	243	€3.019.121,06	0	€0,00	62	€932.315,39	161	€1.728.846,27	20	€357.959,40
Early settlement	32.309	€0,00	25.945	€0,00	6.364	€0,00	32.077	€0,00	232	€0,00	8.486	€0,00	21.405	€0,00	2.418	€0,00
Default	299	€2.507.298,38	246	€2.119.588,85	53	€387.709,53	299	€2.507.298,38	0	€0,00	79	€794.143,76	188	€1.465.638,37	32	€247.516,25
End of term	30.624	€0,00	25.523	€0,00	5.101	€0,00	30.323	€0,00	301	€0,00	8.791	€0,00	19.594	€0,00	2.239	€0,00
Write-Off	462	€0,00	365	€0,00	97	€0,00	462	€0,00	0	€0,00	121	€0,00	296	€0,00	45	€0,00
Total	**81.362**	**€249.688.521,99**	**66.608**	**€226.447.412,42**	**14.754**	**€23.241.109,57**	**80.737**	**€248.538.868,65**	**625**	**€1.149.653,34**	**23.346**	**€99.844.774,88**	**51.583**	**€124.632.471,29**	**6.433**	**€25.211.275,82**

Contract status development III	Contract status as of the end of the current period											
	Current		Delinquent		Early settlement		Default		End of term		Write-Off	
Contract status as of the begin of the period	Number of contracts	Outstanding discounted balance	Number of contracts	Outstanding discounted balance	Number of contracts	Outstanding discounted balance	Number of contracts	Outstanding discounted balance	Number of contracts	Outstanding discounted balance	Number of contracts	Outstanding discounted balance
Current	17.358	€243.213.756,20	102	€1.210.110,33	204	€0,00	2	€4.718,12	331	€0,00	0	€0,00
Delinquent	58	€837.080,86	141	€1.809.010,73	5	€0,00	10	€171.490,42	23	€0,00	0	€0,00
Early settlement	0	€0,00	0	€0,00	32.077	€0,00	0	€0,00	0	€0,00	0	€0,00
Default	9	€111.265,49	0	€0,00	2	€0,00	287	€2.331.089,84	11	€0,00	3	€0,00
End of term	0	€0,00	0	€0,00	21	€0,00	0	€0,00	30.259	€0,00	1	€0,00
Write-Off	0	€0,00	0	€0,00	0	€0,00	0	€0,00	0	€0,00	458	€0,00
Total	**17.425**	**€244.162.102,55**	**243**	**€3.019.121,06**	**32.309**	**€0,00**	**299**	**€2.507.298,38**	**30.624**	**€0,00**	**462**	**€0,00**

Delinquencies & Defaults I

Total portfolio					Credit type				Customer type				Type of car					
					AutoCredit		ClassicCredit		Retail		Corporate		New		Used		Demonstration	
Months in arrears	Number of contracts	Number of contracts (%)	Outstanding discounted balance	Outstanding discounted balance (%)	Number of contracts	Outstanding discounted balance	Number of contracts	Outstanding discounted balance3	Number of contracts	Outstanding discounted balance5	Number of contracts	Outstanding discounted balance7	Number of contracts	Outstanding discounted balance9	Number of contracts	Outstanding discounted balance11	Number of contracts	Outstanding discounted balance
0	0	0,00%	€0,00	0,00%	0	€0,00	0	€0,00	0	€0,00	0	€0,00	0	€0,00	0	€0,00	0	€0,00
1	126	0,70%	€1.553.751,80	0,62%	107	€1.398.507,87	19	€155.243,93	126	€1.553.751,80	0	€0,00	32	€503.760,47	85	€893.046,94	9	€156.944,39
2	57	0,32%	€661.409,81	0,26%	49	€617.403,54	8	€44.006,27	57	€661.409,81	0	€0,00	8	€104.841,32	44	€442.773,36	5	€113.795,13
3	27	0,15%	€326.215,69	0,13%	23	€306.094,42	4	€20.121,27	27	€326.215,69	0	€0,00	8	€105.286,99	16	€179.871,47	3	€41.057,23
4	12	0,07%	€177.086,92	0,07%	11	€168.316,35	1	€8.770,57	12	€177.086,92	0	€0,00	7	€130.081,81	5	€47.005,11	0	€0,00
5	4	0,02%	€42.815,20	0,02%	4	€42.815,20	0	€0,00	4	€42.815,20	0	€0,00	2	€19.152,05	2	€23.663,15	0	€0,00
6	2	0,01%	€7.795,17	0,00%	2	€7.795,17	0	€0,00	2	€7.795,17	0	€0,00	0	€0,00	1	€161,03	1	€7.634,14
7	1	0,01%	€19.289,05	0,01%	1	€19.289,05	0	€0,00	1	€19.289,05	0	€0,00	0	€0,00	1	€19.289,05	0	€0,00
8	3	0,02%	€28.338,85	0,01%	3	€28.338,85	0	€0,00	3	€28.338,85	0	€0,00	1	€7.258,63	2	€21.080,22	0	€0,00
9	0	0,00%	€0,00	0,00%	0	€0,00	0	€0,00	0	€0,00	0	€0,00	0	€0,00	0	€0,00	0	€0,00
10	1	0,01%	€5.123,01	0,00%	1	€5.123,01	0	€0,00	1	€5.123,01	0	€0,00	0	€0,00	1	€5.123,01	0	€0,00
11	2	0,01%	€44.373,83	0,02%	2	€44.373,83	0	€0,00	2	€44.373,83	0	€0,00	1	€6,87	1	€44.366,96	0	€0,00
12	1	0,01%	€33.580,09	0,01%	1	€33.580,09	0	€0,00	1	€33.580,09	0	€0,00	1	€33.580,09	0	€0,00	0	€0,00
>12	7	0,04%	€119.341,64	0,05%	7	€119.341,64	0	€0,00	7	€119.341,64	0	€0,00	2	€28.347,16	3	€52.465,97	2	€38.528,51
Total	**243**	**1,35%**	**€3.019.121,06**	**1,21%**	211	€2.790.979,02	32	€228.142,04	243	€3.019.121,06	0	€0,00	62	€932.318,39	161	€1.728.846,27	20	€357.959,40

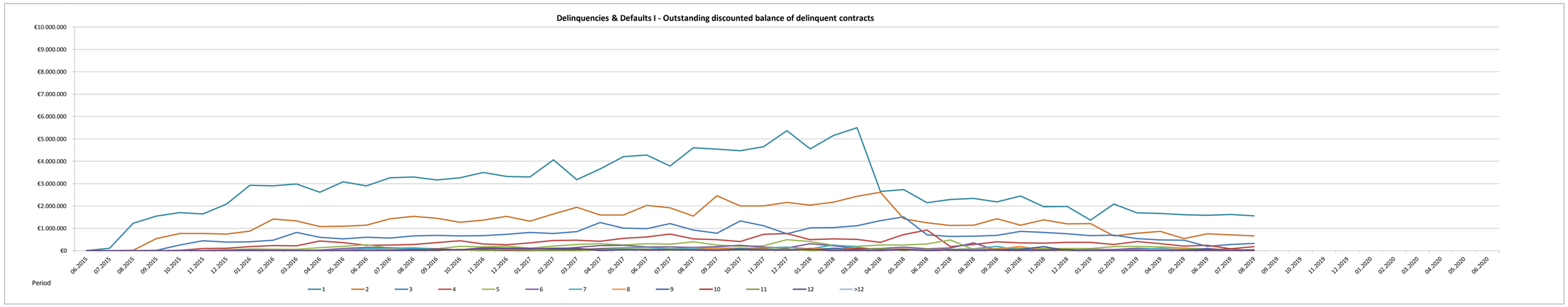

Delinquencies & Defaults II

Total portfolio					Credit type				Customer type				Type of car					
					AutoCredit		ClassicCredit		Retail		Corporate		New		Used		Demonstration	
Months in arrears	Number of contracts	Number of contracts (%)	Outstanding discounted balance	Outstanding discounted balance (%)	Number of contracts	Outstanding discounted balance	Number of contracts	Outstanding discounted balance	Number of contracts	Outstanding discounted balance	Number of contracts	Outstanding discounted balance2	Number of contracts	Outstanding discounted balance2	Number of contracts	Outstanding discounted balance22	Number of Contracts	Outstanding discounted balance3
0	85	0,47%	€598.709,66	0,24%	59	€1.398.507,87	26	€155.243,93	85	€1.553.751,80	0	€0,00	19	€503.760,47	56	€893.046,94	10	€156.944,39
1	14	0,08%	€164.830,53	0,07%	14	€617.403,54	0	€44.006,27	14	€661.409,81	0	€0,00	2	€104.841,32	11	€442.773,36	1	€113.795,13
2	13	0,07%	€95.892,36	0,04%	11	€306.094,42	2	€20.121,27	13	€326.215,69	0	€0,00	3	€105.286,99	8	€179.871,47	2	€41.057,23
3	11	0,06%	€71.421,28	0,03%	6	€168.316,35	5	€8.770,57	11	€177.086,92	0	€0,00	5	€130.081,81	6	€47.005,11	0	€0,00
4	18	0,10%	€116.773,63	0,05%	15	€42.815,20	3	€0,00	18	€42.815,20	0	€0,00	5	€19.152,05	11	€23.663,15	2	€0,00
5	14	0,08%	€104.883,59	0,04%	10	€7.795,17	4	€0,00	14	€7.795,17	0	€0,00	2	€0,00	11	€161,03	1	€7.634,14
6	20	0,11%	€225.326,67	0,09%	17	€19.289,05	3	€0,00	20	€19.289,05	0	€0,00	7	€0,00	12	€19.289,05	1	€0,00
7	12	0,07%	€100.755,55	0,04%	11	€28.338,85	1	€0,00	12	€28.338,85	0	€0,00	3	€7.258,63	4	€21.080,22	5	€0,00
8	11	0,06%	€90.813,47	0,04%	9	€0,00	2	€0,00	11	€0,00	0	€0,00	4	€0,00	6	€0,00	1	€0,00
9	7	0,04%	€42.215,70	0,02%	5	€5.123,01	2	€0,00	7	€5.123,01	0	€0,00	2	€0,00	4	€5.123,01	1	€0,00
10	2	0,01%	€22.746,27	0,01%	2	€44.373,83	0	€0,00	2	€44.373,83	0	€0,00	0	€6,87	2	€44.366,96	0	€0,00
11	8	0,04%	€84.268,25	0,03%	7	€33.580,09	1	€0,00	8	€33.580,09	0	€0,00	2	€33.580,09	6	€0,00	0	€0,00
12	6	0,03%	€36.128,35	0,01%	6	€119.341,64	0	€0,00	6	€119.341,64	0	€0,00	3	€28.347,16	3	€52.465,97	0	€38.528,51
>12	78	0,43%	€752.533,07	0,30%	74	€2.790.979,02	4	€228.142,04	78	€3.019.121,06	0	€0,00	22	€932.315,39	48	€1.728.846,27	8	€357.959,40
Total	**299**	**1,66%**	**€2.507.298,38**	**1,00%**	**246**	**€5.581.958,04**	**53**	**€456.284,08**	**299**	**€6.038.242,12**	**0**	**€0,00**	**79**	**€1.864.630,78**	**188**	**€3.457.692,54**	**32**	**€715.918,80**

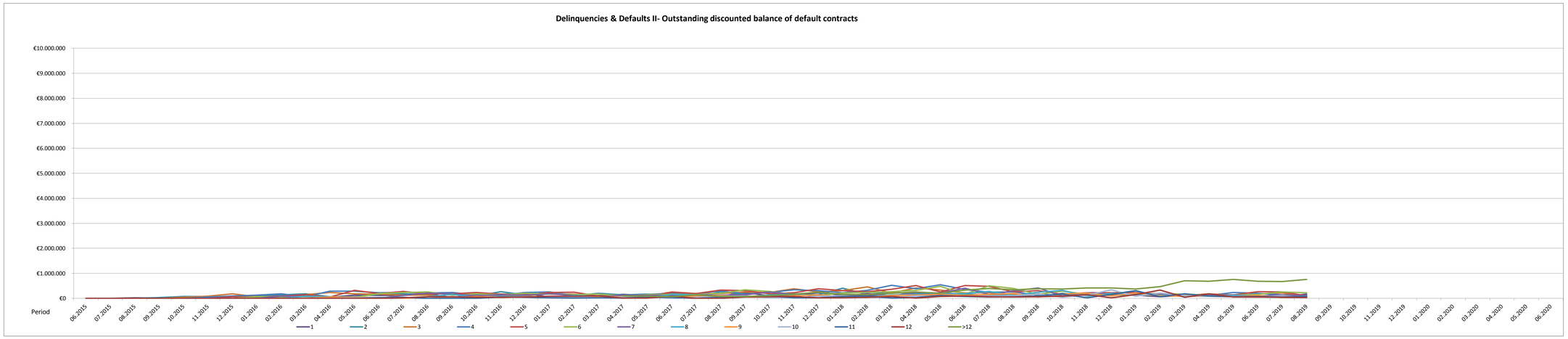

Delinquencies & Defaults III

Total portfolio					Credit type				Customer type				Type of car					
					AutoCredit		ClassicCredit		Retail		Corporate		New		Used		Demonstration	
Months in arrears	Number of contracts	Number of contracts (%)	Outstanding discounted balance	Outstanding discounted balance (%)	Number of contracts	Outstanding discounted balance	Number of contracts	Outstanding discounted balance3	Number of contracts	Outstanding discounted balance5	Number of contracts	Outstanding discounted balance7	Number of contracts	Outstanding discounted balance9	Number of contracts	Outstanding discounted balance11	Number of contracts	Outstanding discounted balance113
0	85	0,47%	€598.709,66	0,24%	59	€1.398.507,87	26	€155.243,93	85	€1.553.751,80	0	€0,00	19	€503.760,47	56	€893.046,94	10	€156.944,39
1	140	0,78%	€1.718.582,33	0,69%	121	€2.015.911,41	19	€199.250,20	140	€2.215.161,61	0	€0,00	34	€608.601,79	96	€1.335.820,30	10	€270.739,52
2	70	0,39%	€757.302,17	0,30%	60	€923.497,96	10	€94.127,54	70	€987.625,50	0	€0,00	11	€210.128,31	52	€622.644,83	7	€154.852,36
3	38	0,21%	€397.636,97	0,16%	29	€474.410,77	9	€28.891,84	38	€503.302,61	0	€0,00	13	€235.368,80	22	€226.876,58	3	€41.057,23
4	30	0,17%	€293.860,55	0,12%	26	€211.131,55	4	€8.770,57	30	€219.902,12	0	€0,00	12	€149.233,86	16	€70.668,26	2	€0,00
5	18	0,10%	€147.698,79	0,06%	14	€50.610,37	4	€0,00	18	€50.610,37	0	€0,00	4	€19.152,05	13	€23.824,18	1	€7.634,14
6	22	0,12%	€233.121,84	0,09%	19	€27.084,22	3	€0,00	22	€27.084,22	0	€0,00	7	€0,00	13	€19.450,08	2	€7.634,14
7	13	0,07%	€120.044,60	0,05%	12	€47.627,90	1	€0,00	13	€47.627,90	0	€0,00	3	€7.258,63	5	€40.369,27	5	€0,00
8	14	0,08%	€119.152,32	0,05%	12	€28.338,85	2	€0,00	14	€28.338,85	0	€0,00	5	€7.258,63	8	€21.080,22	1	€0,00
9	7	0,04%	€42.215,70	0,02%	5	€5.123,01	2	€0,00	7	€5.123,01	0	€0,00	2	€0,00	4	€5.123,01	1	€0,00
10	3	0,02%	€27.869,28	0,01%	3	€49.496,84	0	€0,00	3	€49.496,84	0	€0,00	0	€6,87	3	€49.489,97	0	€0,00
11	10	0,06%	€128.642,08	0,05%	9	€77.953,92	1	€0,00	10	€77.953,92	0	€0,00	3	€33.586,96	7	€44.366,96	0	€0,00
12	7	0,04%	€69.708,44	0,03%	7	€152.921,73	0	€0,00	7	€152.921,73	0	€0,00	4	€61.927,25	3	€52.465,97	0	€38.528,51
>12	85	0,47%	€871.874,71	0,35%	81	€2.910.320,66	4	€228.142,04	85	€3.138.462,70	0	€0,00	24	€960.662,55	51	€1.781.312,24	10	€396.487,91
Total	**542**	**3,02%**	**€5.528.415,44**	**2,21%**	457	€3.372.337,06	85	€684.425,12	542	€3.057.363,18	0	€0,00	141	€2.716.545,17	349	€5.186.538,81	52	€1.073.878,20

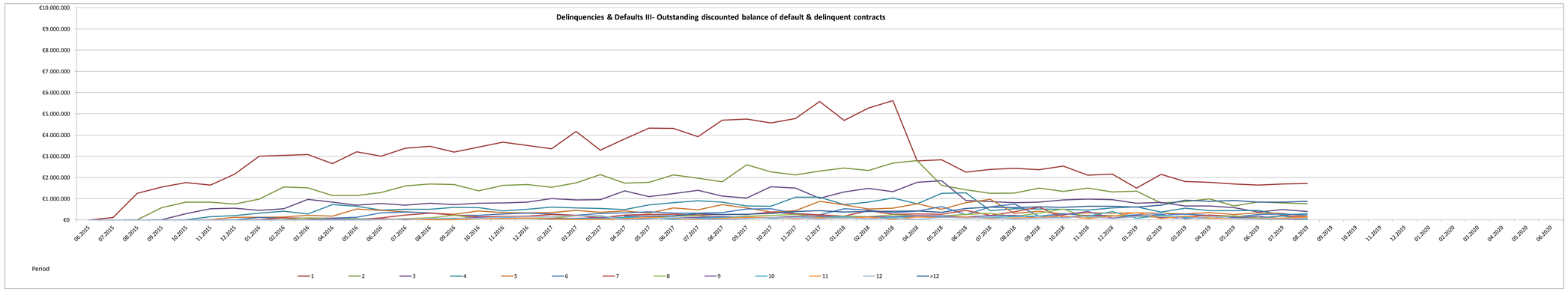

Defaults & recoveries

	Defaults & recoveries								
Credit type	Vehicle status	Number of contracts	Outstanding nominal balance at date of default	Outstanding discounted balance at date of default	Total Write-Offs	Total recoveries	Total discount	Outstanding nominal balance end of reporting period	Outstanding discounted balance end of reporting period
Auto Credit	New Cars	290	€ 4.481.745,32	€ 4.277.513,99	€ 847.315,69	€ 2.790.739,74	€ 98.781,40	€ 744.908,49	€ 731.943,82
	Used Cars	693	€ 8.158.866,07	€ 7.811.274,28	€ 1.328.457,71	€ 5.489.564,79	€ 166.557,65	€ 1.174.285,92	€ 1.143.534,30
	Demonstration Cars	99	€ 1.680.219,85	€ 1.584.133,29	€ 316.047,34	€ 1.065.366,89	€ 47.825,18	€ 250.980,44	€ 244.110,73
Total Auto Credit		**1.082**	**€ 14.320.831,24**	**€ 13.672.921,56**	**€ 2.491.820,74**	**€ 9.345.671,42**	**€ 313.164,23**	**€ 2.170.174,85**	**€ 2.119.588,85**
Classic Credit	New Cars	23	€ 366.100,33	€ 346.300,04	€ 77.814,02	€ 211.352,98	€ 11.364,60	€ 65.568,73	€ 62.199,94
	Used Cars	184	€ 1.922.923,39	€ 1.783.442,15	€ 503.302,21	€ 1.006.091,14	€ 73.616,48	€ 339.913,56	€ 322.104,07
	Demonstration Cars	11	€ 110.624,01	€ 104.913,31	€ 33.910,35	€ 71.453,95	€ 1.783,84	€ 3.475,87	€ 3.405,52
Total Classic Credit		**218**	**€ 2.399.647,73**	**€ 2.234.655,50**	**€ 615.026,58**	**€ 1.288.898,07**	**€ 86.764,92**	**€ 408.958,16**	**€ 387.709,53**
Total		**1.300**	**€ 16.720.478,97**	**€ 15.907.577,06**	**€ 3.106.847,32**	**€ 10.634.569,49**	**€ 399.929,15**	**€ 2.579.133,01**	**€ 2.507.298,38**

Write-Offs

Write-Offs of the monthly period	Spalte1	Spalte2	Spalte3
Credit type	**Type of car**	**Number of contracts**	**Write-Offs**
AutoCredit loans	New	0	€0,00
	Used	2	€11.807,75
	Demo	0	€0,00
Subtotal		**2**	**€11.807,75**
ClassicCredit	New	0	€0,00
	Used	1	€6.993,09
	Demo	0	€0,00
Subtotal		**1**	**€6.993,09**
Total		**3**	**€18.800,84**

Cumulative Write-Offs as of the end of the monthly period	€3.106.847,32
Discounted balance of all initial and additional assets	€2.404.348.894,07
Cumulative net loss ratio	0,12922%

	Current period		Cumulative Write-Offs	
Monthly period	**Number of contracts**	**Write-Offs**	**Number of contracts**	**Write-Offs**
06.2015	0	€0,00	0	€0,00
07.2015	0	€0,00	0	€0,00
08.2015	0	€0,00	0	€0,00
09.2015	3	€9.766,75	3	€9.766,75
10.2015	1	€440,87	4	€10.207,62
11.2015	0	€0,00	4	€10.207,62
12.2015	3	€8.559,64	7	€18.767,26
01.2016	2	€11.673,77	9	€30.441,03
02.2016	2	€15.106,39	11	€45.547,42
03.2016	1	€3.164,18	12	€48.711,60
04.2016	7	€31.761,13	19	€80.472,73
05.2016	3	€26.140,07	22	€106.612,80
06.2016	4	€34.888,35	26	€141.501,15
07.2016	3	€23.128,01	29	€164.629,16
08.2016	13	€93.878,85	42	€258.508,01
09.2016	7	€42.818,11	49	€301.326,12
10.2016	7	€63.789,54	56	€365.115,66
11.2016	8	€48.647,48	64	€413.763,14
12.2016	11	€94.502,62	75	€508.265,76
01.2017	11	€113.726,06	86	€621.991,82
02.2017	8	€45.697,38	94	€667.689,20
03.2017	10	€85.789,49	104	€753.478,69
04.2017	10	€47.352,80	114	€800.831,49
05.2017	13	€92.093,16	127	€892.924,65
06.2017	17	€88.016,64	144	€980.941,29
07.2017	7	€46.353,95	151	€1.027.295,24
08.2017	10	€98.165,62	161	€1.125.460,86
09.2017	10	€90.381,32	171	€1.215.842,18
10.2017	7	€39.057,16	178	€1.254.899,34
11.2017	22	€116.457,14	200	€1.371.356,48
12.2017	16	€98.882,72	216	€1.470.239,20
01.2018	16	€69.276,20	232	€1.539.515,40
02.2018	22	€133.634,87	254	€1.673.150,27
03.2018	14	€59.076,28	268	€1.732.226,55
04.2018	19	€96.275,06	287	€1.828.501,61
05.2018	11	€105.764,11	298	€1.934.265,72
06.2018	11	€50.279,91	309	€1.984.545,63
07.2018	14	€55.747,90	323	€2.040.293,53
08.2018	10	€47.542,76	333	€2.087.836,29
09.2018	10	€89.683,44	343	€2.177.519,73
10.2018	15	€132.266,45	358	€2.309.786,18
11.2018	21	€154.296,06	379	€2.464.082,24
12.2018	7	€42.891,68	386	€2.506.973,92
01.2019	11	€119.941,73	397	€2.626.915,65
02.2019	16	€117.459,92	413	€2.744.375,57
03.2019	7	€77.143,77	420	€2.821.519,34
04.2019	10	€94.507,23	430	€2.916.026,57
05.2019	10	€63.815,55	440	€2.979.842,12
06.2019	7	€56.061,18	447	€3.035.903,30
07.2019	12	€52.143,18	459	€3.088.046,48
08.2019	3	€18.800,84	462	€3.106.847,32
Total	**462**	**€3.106.847,32**	**462**	**€3.106.847,32**

Deposits

	Number of customers with deposits	Outstanding nominal balance of customers with deposits	Outstanding discounted balance of customers with deposits	Deposits
	94	€1.096.462,62	€1.061.693,47	€270.877,45
Total	**94**	**€1.096.462,62**	**€1.061.693,47**	**€270.877,45**

	Current set off risk	Trigger*
Borrower deposits in % of aggregate discounted balance EoP	**0,1085%**	**1,00%**

*(a) Breach of this trigger in conjunction with the loss of VW Bank's investment grade rating from Fitch, or (b) a loss of S&P's A-2 Rating obliges VW Bank to post additional collateral equal to the potential set-off risk which will be adjusted on a monthly basis (the "Set-Off risk reserve"). The Set-Off risk reserve shall be deposited in the cash collateral account and is exclusively reserved to cover set-off risks.

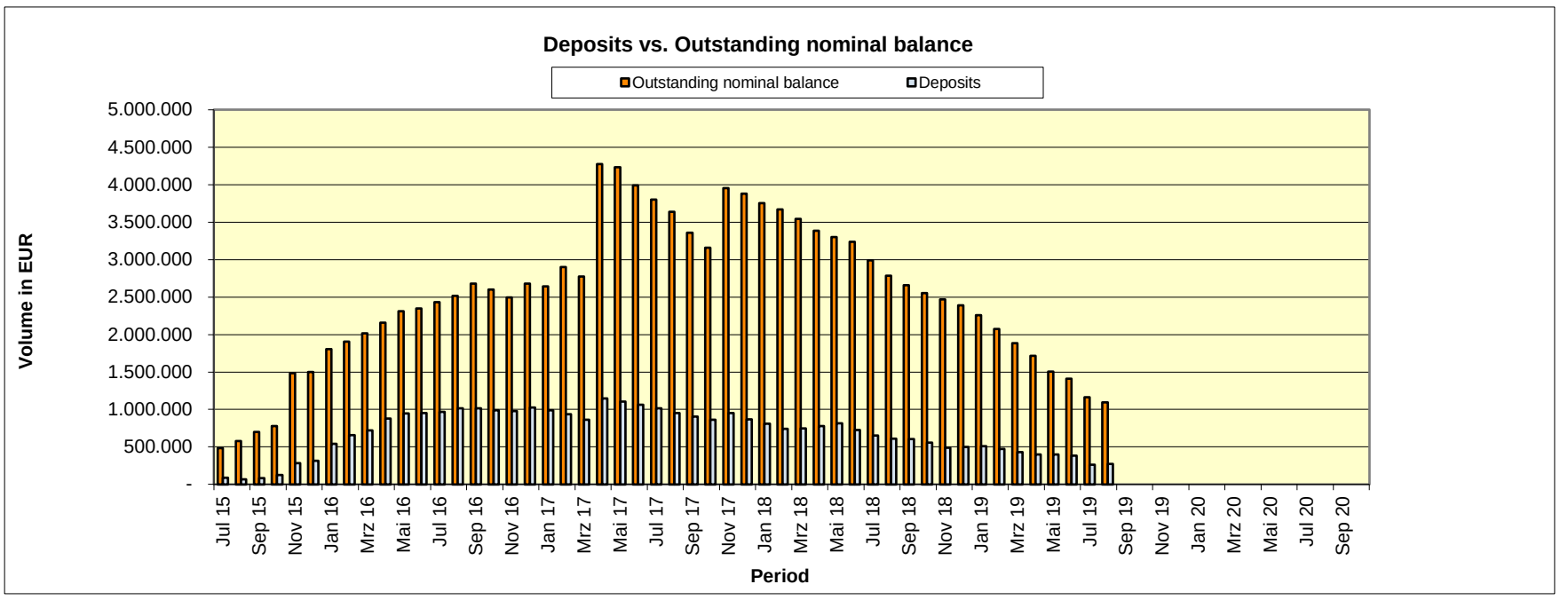

Prepayments

Reporting period	Unscheduled payments	Discounted balance as of previous period	Periodic CPR	Annualised CPR
Poolcut	-	-	-	-
31.07.2015	€7.073.418,60	€750.026.298,61	0,943%	10,748%
31.08.2015	€7.533.412,95	€750.480.201,58	1,004%	11,402%
30.09.2015	€6.385.857,58	€750.889.020,61	0,850%	9,741%
31.10.2015	€5.884.143,27	€751.272.640,23	0,783%	9,004%
30.11.2015	€6.119.098,49	€1.132.682.246,83	0,540%	6,294%
31.12.2015	€6.365.219,73	€1.133.288.702,98	0,562%	6,536%
31.01.2016	€6.245.797,14	€1.133.887.954,86	0,551%	6,413%
29.02.2016	€10.017.960,96	€1.134.407.117,15	0,883%	10,097%
31.03.2016	€10.751.412,82	€1.135.134.596,72	0,947%	10,792%
30.04.2016	€11.138.400,23	€1.135.858.992,98	0,981%	11,153%
31.05.2016	€10.910.807,41	€1.136.431.644,95	0,960%	10,932%
30.06.2016	€11.521.870,93	€1.103.429.309,86	1,044%	11,835%
31.07.2016	€10.913.348,89	€1.138.014.106,44	0,959%	10,920%
31.08.2016	€11.498.470,49	€1.138.646.533,69	1,010%	11,467%
30.09.2016	€10.583.574,88	€1.139.226.759,83	0,929%	10,596%
31.10.2016	€11.963.730,85	€1.107.686.476,44	1,080%	12,218%
30.11.2016	€12.227.832,93	€1.074.656.081,33	1,138%	12,831%
31.12.2016	€11.930.129,69	€1.141.448.719,41	1,045%	11,846%
31.01.2017	€12.570.955,49	€1.141.862.295,84	1,045%	11,844%
28.02.2017	€11.974.503,70	€1.142.433.313,74	1,045%	11,844%
31.03.2017	€15.235.717,52	€1.107.796.138,71	1,101%	11,846%
30.04.2017	€13.092.698,47	€1.143.950.770,73	1,145%	12,902%
31.05.2017	€14.622.590,82	€1.105.841.732,05	1,322%	14,763%
30.06.2017	€14.140.155,84	€1.063.535.853,92	1,330%	14,838%
31.07.2017	€15.144.684,29	€1.146.109.233,10	1,321%	14,754%
31.08.2017	€14.456.811,21	€1.146.874.232,53	1,261%	14,121%
30.09.2017	€12.919.559,46	€1.147.291.547,53	1,126%	12,707%
31.10.2017	€12.959.148,56	€1.147.775.260,33	1,129%	12,738%
30.11.2017	€14.324.997,33	€1.148.645.234,17	1,247%	13,980%
31.12.2017	€11.739.674,91	€1.105.974.525,65	1,061%	12,020%
31.01.2018	€14.469.812,22	€1.157.950.895,76	1,250%	14,006%
28.02.2018	€11.997.085,77	€1.150.743.990,96	1,043%	11,818%
31.03.2018	€4.536.552,16	€208.788.719,22	2,173%	23,173%
30.04.2018	€3.406.385,40	€251.391.382,59	1,355%	15,101%
31.05.2018	€3.192.288,54	€251.384.409,37	1,270%	14,218%
30.06.2018	€2.901.335,01	€241.060.834,62	1,204%	13,524%
31.07.2018	€3.360.240,37	€251.102.685,24	1,338%	14,928%
31.08.2018	€2.461.394,03	€250.885.031,57	0,981%	11,158%
30.09.2018	€3.175.285,57	€250.639.145,76	1,267%	14,187%
31.10.2018	€2.646.921,63	€250.353.845,66	1,057%	11,975%
30.11.2018	€3.083.769,11	€250.058.892,81	1,233%	13,835%
31.12.2018	€2.330.376,60	€249.697.738,04	0,933%	10,642%
31.01.2019	€2.909.443,35	€249.538.950,81	1,166%	13,128%
28.02.2019	€3.121.245,43	€249.078.413,61	1,253%	14,043%
31.03.2019	€3.499.182,59	€248.686.326,43	1,407%	15,637%
30.04.2019	€3.136.502,49	€248.282.624,81	1,263%	14,149%
31.05.2019	€3.432.378,24	€247.862.193,32	1,385%	15,409%
30.06.2019	€2.370.701,20	€236.330.724,68	1,003%	11,395%
31.07.2019	€3.097.537,45	€247.285.178,85	1,253%	14,038%
31.08.2019	€2.820.267,27	€246.884.389,03	1,142%	12,879%

The annualised constant prepayment rate (CPR) of the underlying receivables based upon the most recent periodic CPR. Periodic CPR is equal to the total unscheduled principal received in the most recent period divided by the start of period principal balance. This is then annualised as follows:

1-((1-Periodic CPR)^number of periods in a year)

Pool data I

	Total portfolio				Credit type				Customer type				Type of car					
					AutoCredit		ClassicCredit		Retail		Corporate		New		Used		Demonstration	
Distribution by payment type	Number of contracts	Percentage of contracts	Outstanding discounted balance	Percentage of outstanding discounted balance	Number of contracts	Outstanding discounted balance	Number of contracts	Outstanding discounted balance3	Number of contracts	Outstanding discounted balance5	Number of contracts	Outstanding discounted balance7	Number of contracts	Outstanding discounted balance9	Number of contracts	Outstanding discounted balance11	Number of contracts	Outstanding discounted balance11
Direct borrower account debit	17.821	99,19%	€248.194.517,32	99,40%	14.664	€225.214.819,46	3.157	€22.979.697,86	17.738	€247.072.118,20	83	€1.122.399,12	5.915	€99.485.157,75	10.196	€123.765.338,55	1.710	€24.944.021,02
Other	146	0,81%	€1.494.004,67	0,60%	111	€1.232.592,96	35	€261.411,71	137	€1.466.750,45	9	€27.254,22	33	€359.617,13	92	€867.132,74	21	€267.254,80
Total	**17.967**	**100,00%**	**€249.688.521,99**	**100,00%**	**14.775**	**€226.447.412,42**	**3.192**	**€23.241.109,57**	**17.875**	**€248.538.868,65**	**92**	**€1.149.653,34**	**5.948**	**€99.844.774,88**	**10.288**	**€124.632.471,29**	**1.731**	**€25.211.275,82**

	Total portfolio				Credit type				Customer type				Type of car					
					AutoCredit		ClassicCredit		Retail		Corporate		New		Used		Demonstration	
Distribution by contract concentration	Number of contracts*	Percentage of contracts	Outstanding discounted balance*	Percentage of outstanding discounted balance	Number of contracts	Outstanding discounted balance	Number of contracts	Outstanding discounted balance	Number of contracts	Outstanding discounted balance	Number of contracts	Outstanding discounted balance	Number of contracts	Outstanding discounted balance	Number of contracts	Outstanding discounted balance	Number of contracts	Outstanding discounted balance
1	17.974	99,22%	€250.607.610,00	99,30%	14.782	€227.250.377,89	3.192	€23.357.232,11	17.938	€250.069.203,31	36	€538.406,69	5.933	€100.017.225,46	10.305	€125.130.117,03	1.736	€25.460.267,51
2	98	0,54%	€1.370.381,62	0,54%	72	€1.100.294,54	26	€270.087,08	82	€1.111.290,32	16	€259.091,30	51	€849.766,80	38	€428.535,40	9	€92.079,42
3	6	0,03%	€112.745,01	0,04%	6	€112.745,01	0	€0,00	3	€3,00	3	€73.431,43	5	€104.809,49	1	€7.935,52	0	€0,00
4	0	0,00%	€0,00	0,00%	0	€0,00	0	€0,00	0	€0,00	0	€0,00	0	€0,00	0	€0,00	0	€0,00
5	5	0,03%	€21.654,83	0,01%	0	€0,00	5	€21.654,83	0	€0,00	5	€21.654,83	5	€21.654,83	0	€0,00	0	€0,00
6 - 10	8	0,04%	€22.774,17	0,01%	0	€0,00	8	€22.774,17	0	€0,00	8	€22.774,17	4	€21.276,20	4	€1.497,97	0	€0,00
> 10	24	0,13%	€234.294,92	0,09%	24	€234.294,92	0	€0,00	0	€0,00	24	€234.294,92	23	€223.374,92	1	€10.920,00	0	€0,00
Total	**18.115**	**100,00%**	**€252.369.460,55**	**100,00%**	**14.884**	**€228.697.712,36**	**3.231**	**€23.671.748,19**	**18.023**	**€251.219.807,21**	**92**	**€1.149.653,34**	**6.021**	**€101.238.107,70**	**10.349**	**€125.579.005,92**	**1.745**	**€25.552.346,93**

	Total portfolio				Credit type				Customer type				Type of car					
					AutoCredit		ClassicCredit		Retail		Corporate		New		Used		Demonstration	
Distribution by largest customer	Number of contracts*	Percentage of contracts	Outstanding discounted balance*	Percentage of outstanding discounted balance	Number of contracts	Outstanding discounted balance	Number of contracts	Outstanding discounted balance	Number of contracts	Outstanding discounted balance	Number of contracts	Outstanding discounted balance	Number of contracts	Outstanding discounted balance	Number of contracts	Outstanding discounted balance	Number of contracts	Outstanding discounted balance
1	24	0,13%	€234.294,92	0,09%	24	€234.294,92	0	€0,00	0	€0,00	24	€234.294,92	23	€223.374,92	1	€10.920,00	0	€0,00
2	1	0,01%	€132.413,85	0,05%	1	€132.413,85	0	€0,00	1	€132.413,85	0	€0,00	0	€0,00	1	€132.413,85	0	€0,00
3	1	0,01%	€112.413,87	0,04%	1	€112.413,87	0	€0,00	1	€112.413,87	0	€0,00	0	€0,00	0	€0,00	1	€112.413,87
4	1	0,01%	€105.440,90	0,04%	1	€105.440,90	0	€0,00	1	€105.440,90	0	€0,00	1	€105.440,90	0	€0,00	0	€0,00
5	1	0,01%	€88.767,89	0,04%	1	€88.767,89	0	€0,00	1	€88.767,89	0	€0,00	1	€88.767,89	0	€0,00	0	€0,00
6	1	0,01%	€88.638,08	0,04%	1	€88.638,08	0	€0,00	1	€88.638,08	0	€0,00	0	€0,00	1	€88.638,08	0	€0,00
7	1	0,01%	€88.107,22	0,03%	1	€88.107,22	0	€0,00	1	€88.107,22	0	€0,00	1	€88.107,22	0	€0,00	0	€0,00
8	1	0,01%	€87.824,37	0,03%	1	€87.824,37	0	€0,00	1	€87.824,37	0	€0,00	1	€87.824,37	0	€0,00	0	€0,00
9	2	0,01%	€85.832,58	0,03%	2	€85.832,58	0	€0,00	0	€0,00	2	€85.832,58	2	€85.832,58	0	€0,00	0	€0,00
10	1	0,01%	€84.316,60	0,03%	1	€84.316,60	0	€0,00	1	€84.316,60	0	€0,00	0	€0,00	0	€0,00	1	€84.316,60
11	1	0,01%	€83.766,77	0,03%	1	€83.766,77	0	€0,00	1	€83.766,77	0	€0,00	0	€0,00	1	€83.766,77	0	€0,00
12	1	0,01%	€83.075,76	0,03%	1	€83.075,76	0	€0,00	1	€83.075,76	0	€0,00	1	€83.075,76	0	€0,00	0	€0,00
13	1	0,01%	€82.606,52	0,03%	1	€82.606,52	0	€0,00	1	€82.606,52	0	€0,00	1	€82.606,52	0	€0,00	0	€0,00
14	1	0,01%	€81.455,08	0,03%	1	€81.455,08	0	€0,00	1	€81.455,08	0	€0,00	1	€81.455,08	0	€0,00	0	€0,00
15	1	0,01%	€80.756,87	0,03%	1	€80.756,87	0	€0,00	1	€80.756,87	0	€0,00	0	€0,00	0	€0,00	1	€80.756,87
16	1	0,01%	€79.565,82	0,03%	1	€79.565,82	0	€0,00	1	€79.565,82	0	€0,00	0	€0,00	1	€79.565,82	0	€0,00
17	1	0,01%	€78.903,06	0,03%	1	€78.903,06	0	€0,00	1	€78.903,06	0	€0,00	0	€0,00	0	€0,00	1	€78.903,06
18	1	0,01%	€78.492,28	0,03%	1	€78.492,28	0	€0,00	1	€78.492,28	0	€0,00	1	€78.492,28	0	€0,00	0	€0,00
19	1	0,01%	€78.183,33	0,03%	1	€78.183,33	0	€0,00	1	€78.183,33	0	€0,00	1	€78.183,33	0	€0,00	0	€0,00
20	1	0,01%	€75.594,20	0,03%	1	€75.594,20	0	€0,00	1	€75.594,20	0	€0,00	1	€75.594,20	0	€0,00	0	€0,00
Total	**44**	**0,24%**	**€1.910.449,97**	**0,76%**	**44**	**€1.910.449,97**	**-**	**€0,00**	**18**	**€1.590.322,47**	**26**	**€320.127,50**	**35**	**€1.158.755,05**	**5**	**€395.304,52**	**4**	**€356.390,40**

* In principal, the number of contracts and the outstanding receivables balance in all stratification tables must be equal. The only exemption are table 2 "Distribution by contract concentration" and table 3 - "Distribution by largest customer". For the purpose of customer concentration, the most conservative approach is followed. Contracts are aggregated at customer level and in addition at borrower unit level. This leads to double-counting of a certain share of contracts. However, by following this approach, the most accurate view is provided when it comes to measuring the exposure when large customers default.

Pool data II

	Total portfolio				Credit type				Customer type				Type of car					
					AutoCredit		ClassicCredit		Retail		Corporate		New		Used		Demonstration	
Distribution by outstanding discounted balance	Number of contracts	Percentage of contracts	Outstanding discounted balance	Percentage of balance	Number of contracts	Outstanding discounted balance	Number of contracts	Outstanding discounted balance	Number of contracts	Outstanding discounted balance	Number of contracts	Outstanding discounted balance	Number of contracts	Outstanding discounted balance	Number of contracts	Outstanding discounted balance	Number of contracts	Outstanding discounted balance
0,01 - 5.000,00	2.512	13,98%	€7.101.902,80	2,84%	1.148	€3.498.386,71	1.364	€3.603.516,09	2.493	€7.051.312,32	19	€50.590,48	423	€1.183.706,12	1.907	€5.379.797,06	182	€538.399,62
5.000,01 - 10.000,00	4.511	25,11%	€34.297.284,69	13,74%	3.463	€26.692.249,63	1.048	€7.605.035,06	4.479	€34.047.059,39	32	€250.225,30	1.119	€8.662.542,51	2.924	€21.991.186,43	468	€3.643.555,75
10.000,01 - 15.000,00	4.119	22,93%	€51.196.652,22	20,50%	3.653	€45.498.757,72	466	€5.697.894,50	4.105	€51.017.814,02	14	€178.838,20	1.275	€15.967.841,50	2.431	€30.062.312,24	413	€5.166.498,48
15.000,01 - 20.000,00	3.096	17,23%	€53.641.672,30	21,48%	2.901	€50.333.890,36	195	€3.307.781,94	3.083	€53.420.119,66	13	€221.552,64	1.261	€21.969.167,03	1.537	€26.547.763,38	298	€5.124.741,89
20.000,01 - 25.000,00	1.726	9,61%	€38.379.675,96	15,37%	1.657	€36.859.076,00	69	€1.520.599,96	1.722	€38.288.418,76	4	€91.257,20	846	€18.869.325,47	713	€15.812.601,35	167	€3.697.749,14
25.000,01 - 30.000,00	1.008	5,61%	€27.367.141,85	10,96%	980	€26.606.635,17	28	€760.506,68	1.007	€27.337.342,83	1	€29.799,02	518	€14.049.422,26	418	€11.361.420,70	72	€1.956.298,89
> 30.000,00	995	5,54%	€37.704.192,17	15,10%	973	€36.958.416,83	22	€745.775,34	986	€37.376.801,67	9	€327.390,50	506	€19.142.769,99	358	€13.477.390,13	131	€5.084.032,05
Total	**17.967**	**100,00%**	**€249.688.521,99**	**100,00%**	**14.775**	**€226.447.412,42**	**3.192**	**€23.241.109,57**	**17.875**	**€248.538.868,65**	**92**	**€1.149.653,34**	**5.948**	**€99.844.774,88**	**10.288**	**€124.632.471,29**	**1.731**	**€25.211.275,82**

Statistics outstanding discounted balance	
Minimum outstanding discounted balance	€1,20
Maximum outstanding discounted balance	€132.413,85
Average outstanding discounted balance	€13.897,06

	Total portfolio				Credit type				Customer type				Type of car					
					AutoCredit		ClassicCredit		Retail		Corporate		New		Used		Demonstration	
Distribution by original balance	Number of contracts	Percentage of contracts	Outstanding discounted balance	Percentage of outstanding discounted balance	Number of contracts	Outstanding discounted balance	Number of contracts	Outstanding discounted balance	Number of contracts	Outstanding discounted balance	Number of contracts	Outstanding discounted balance	Number of contracts	Outstanding discounted balance	Number of contracts	Outstanding discounted balance	Number of contracts	Outstanding discounted balance
0,01 - 5.000,00	256	1,42%	€458.924,45	0,18%	94	€173.654,67	162	€285.269,78	255	€458.691,77	1	€232,68	17	€27.185,07	229	€416.807,11	10	€14.932,27
5.000,01 - 10.000,00	1.873	10,42%	€8.051.556,54	3,22%	1.054	€5.093.627,96	819	€2.957.928,58	1.861	€7.997.284,89	12	€54.271,65	260	€1.186.863,58	1.470	€6.193.417,68	143	€671.275,28
10.000,01 - 15.000,00	3.729	20,75%	€27.975.253,24	11,20%	2.819	€22.587.137,65	910	€5.388.115,59	3.710	€27.847.823,38	19	€127.429,86	917	€7.045.854,53	2.422	€17.873.546,18	390	€3.055.852,53
15.000,01 - 20.000,00	3.847	21,41%	€42.276.798,65	16,93%	3.258	€37.469.201,77	589	€4.807.596,88	3.826	€42.081.062,28	21	€195.736,37	1.149	€12.819.457,05	2.314	€25.084.336,75	384	€4.373.004,85
20.000,01 - 25.000,00	3.100	17,25%	€46.148.471,27	18,48%	2.750	€42.345.037,82	350	€3.803.433,45	3.085	€45.969.694,22	15	€178.777,05	1.121	€17.293.701,40	1.681	€24.472.159,74	298	€4.382.610,13
25.000,01 - 30.000,00	2.053	11,43%	€38.190.152,48	15,30%	1.871	€35.668.784,02	182	€2.521.368,46	2.046	€38.085.243,94	7	€104.908,54	941	€17.825.108,63	914	€16.701.420,22	198	€3.663.623,63
> 30.000,00	3.109	17,30%	€86.587.365,36	34,68%	2.929	€83.109.968,53	180	€3.477.396,83	3.092	€86.099.068,17	17	€488.297,19	1.543	€43.646.604,62	1.258	€33.890.783,61	308	€9.049.977,13
Total	**17.967**	**100,00%**	**€249.688.521,99**	**100,00%**	**14.775**	**€226.447.412,42**	**3.192**	**€23.241.109,57**	**17.875**	**€248.538.868,65**	**92**	**€1.149.653,34**	**5.948**	**€99.844.774,88**	**10.288**	**€124.632.471,29**	**1.731**	**€25.211.275,82**

Statistics	
Minimum original balance	€1.500,00
Maximum original balance	€175.603,10
Average original balance	€21.071,06

Pool data III

	Total portfolio				Credit type				Customer type				Type of car					
					AutoCredit		ClassicCredit		Retail		Corporate		New		Used		Demonstration	
Total number of instalments	Number of contracts	Percentage of cotnracts	Outstanding discounted balance	Percentage of outstanding discounted balance	Number of contracts	Outstanding discounted balance	Number of contracts	Outstanding discounted balance	Number of contracts	Outstanding discounted balance	Number of contracts	Outstanding discounted balance	Number of contracts	Outstanding discounted balance	Number of contracts	Outstanding discounted balance	Number of contracts	Outstanding discounted balance
01 - 12	12	0,07%	€10.529,25	0,00%	0	€0,00	12	€10.529,25	11	€10.296,57	1	€232,68	2	€619,81	8	€9.532,31	2	€377,13
13 - 24	221	1,23%	€931.433,40	0,37%	67	€514.653,29	154	€416.780,11	220	€917.689,18	1	€13.744,22	25	€82.401,51	188	€715.925,20	8	€133.106,69
25 - 36	851	4,74%	€5.817.904,09	2,33%	345	€3.398.028,20	506	€2.419.875,89	844	€5.754.251,92	7	€63.652,17	197	€1.695.047,19	605	€3.842.212,97	49	€280.643,93
37 - 48	4.002	22,27%	€59.635.831,65	23,88%	2.817	€51.295.529,58	1.185	€8.340.302,07	3.935	€58.811.091,09	67	€824.740,56	1.296	€23.394.514,43	2.401	€31.039.459,45	305	€5.201.857,77
49 - 60	10.260	57,10%	€149.858.733,95	60,02%	9.683	€145.030.102,02	577	€4.828.631,93	10.246	€149.648.112,08	14	€210.621,87	3.151	€55.884.751,05	6.228	€80.435.501,97	881	€13.538.480,93
61 - 72	2.137	11,89%	€28.336.029,11	11,35%	1.860	€26.159.154,05	277	€2.176.875,06	2.137	€28.336.029,11	0	€0,00	1.245	€18.430.103,77	422	€4.022.659,23	470	€5.883.266,11
73 - 84	484	2,69%	€5.098.060,54	2,04%	3	€49.945,28	481	€5.048.115,26	482	€5.061.398,70	2	€36.661,84	32	€357.337,12	436	€4.567.180,16	16	€173.543,26
> 84	0	0,00%	€0,00	0,00%	0	€0,00	0	€0,00	0	€0,00	0	€0,00	0	€0,00	0	€0,00	0	€0,00
Total	**17.967**	**100,00%**	**€249.688.521,99**	**100,00%**	**14.775**	**€226.447.412,42**	**3.192**	**€23.241.109,57**	**17.875**	**€248.538.868,65**	**92**	**€1.149.653,34**	**5.948**	**€99.844.774,88**	**10.288**	**€124.632.471,29**	**1.731**	**€25.211.275,82**

Statistics		
Minimum total number of instalments in months		12
Maximum total number of instalments in months		84
Weighted average total number of instalments in months		48,50

	Total portfolio				Credit type				Customer type				Type of car					
					AutoCredit		ClassicCredit		Retail		Corporate		New		Used		Demonstration	
Remaining number of instalments	Number of contracts	Percentage of contracts	Outstanding discounted balance	Percentage of outstanding discounted balance	Number of contracts	Outstanding discounted balance	Number of contracts	Outstanding discounted balance	Number of contracts	Outstanding discounted balance	Number of contracts	Outstanding discounted balance	Number of contracts	Outstanding discounted balance	Number of contracts	Outstanding discounted balance	Number of contracts	Outstanding discounted balance
01 - 12	3.712	20,66%	€33.383.690,74	13,37%	3.056	€32.147.579,96	656	€1.236.110,78	3.672	€33.004.348,81	40	€379.341,93	1.276	€14.265.941,50	2.057	€15.366.924,40	379	€3.750.824,84
13 - 24	4.724	26,29%	€64.586.716,83	25,87%	3.939	€60.641.046,85	785	€3.945.669,98	4.690	€64.156.471,66	34	€430.245,17	1.350	€22.954.297,87	2.956	€35.624.534,92	418	€6.007.884,04
25 - 36	6.222	34,63%	€95.896.222,89	38,41%	5.301	€88.254.933,98	921	€7.641.288,91	6.208	€95.654.724,20	14	€241.498,69	2.135	€39.326.706,29	3.531	€47.431.090,62	556	€9.138.425,98
37 - 48	2.726	15,17%	€46.152.254,26	18,48%	2.284	€41.480.301,06	442	€4.671.953,20	2.723	€46.083.485,73	3	€68.768,53	1.026	€20.049.647,18	1.409	€21.257.147,24	291	€4.845.459,84
49 - 60	412	2,29%	€6.905.667,41	2,77%	194	€3.901.978,29	218	€3.003.689,12	411	€6.875.868,39	1	€29.799,02	149	€3.043.699,57	181	€2.523.372,12	82	€1.338.595,72
61 - 72	128	0,71%	€1.974.035,21	0,79%	1	€21.572,28	127	€1.952.462,93	128	€1.974.035,21	0	€0,00	10	€177.863,27	114	€1.701.535,57	4	€94.636,37
73 - 84	43	0,24%	€789.934,65	0,32%	0	€0,00	43	€789.934,65	43	€789.934,65	0	€0,00	2	€26.619,20	40	€727.866,42	1	€35.449,03
> 84	0	0,00%	€0,00	0,00%	0	€0,00	0	€0,00	0	€0,00	0	€0,00	0	€0,00	0	€0,00	0	€0,00
Total	**17.967**	**100,00%**	**€249.688.521,99**	**100,00%**	**14.775**	**€226.447.412,42**	**3.192**	**€23.241.109,57**	**17.875**	**€248.538.868,65**	**92**	**€1.149.653,34**	**5.948**	**€99.844.774,88**	**10.288**	**€124.632.471,29**	**1.731**	**€25.211.275,82**

Statistics		
Minimum Remaining number of instalments in months		1
Maximum Remaining number of instalments in months		81
Weighted Average Remaining number of instalments in months		27,39

	Total portfolio				Credit type				Customer type				Type of car					
					AutoCredit		ClassicCredit		Retail		Corporate		New		Used		Demonstration	
Seasoning (number of instalments)	Number of contracts	Percentage of cotnracts	Outstanding discounted balance	Percentage of outstanding discounted balance	Number of contracts	Outstanding discounted balance	Number of contracts	Outstanding discounted balance	Number of contracts	Outstanding discounted balance	Number of contracts	Outstanding discounted balance	Number of contracts	Outstanding discounted balance	Number of contracts	Outstanding discounted balance	Number of contracts	Outstanding discounted balance
<= 2	50	0,28%	€835.381,17	0,33%	39	€724.087,88	11	€111.293,29	50	€835.381,17	0	€0,00	14	€296.186,17	28	€405.499,40	8	€133.695,60
03 - 12	2.961	16,48%	€50.946.074,25	20,40%	2.429	€45.384.380,04	532	€5.561.694,21	2.952	€50.751.573,91	9	€194.500,34	797	€16.723.585,60	1.876	€28.849.931,66	288	€5.372.556,99
13 - 24	8.196	45,62%	€125.513.177,70	50,27%	6.854	€114.452.179,50	1.342	€11.060.998,20	8.157	€124.976.713,38	39	€536.464,32	2.978	€55.421.497,47	4.537	€58.830.680,61	681	€11.260.999,62
25 - 36	3.698	20,58%	€47.525.490,41	19,03%	3.097	€43.653.398,98	601	€3.872.091,43	3.668	€47.162.465,75	30	€363.024,66	1.084	€17.278.730,11	2.237	€25.134.523,70	377	€5.112.236,60
37 - 48	2.078	11,57%	€18.794.187,84	7,53%	1.759	€17.511.521,08	319	€1.282.666,76	2.065	€18.745.386,64	13	€48.801,20	643	€6.939.014,23	1.190	€9.522.124,99	245	€2.333.048,62
49 - 60	845	4,70%	€5.709.587,93	2,29%	593	€4.675.284,64	252	€1.034.303,29	845	€5.709.587,93	0	€0,00	416	€3.125.857,96	303	€1.601.144,91	126	€982.585,06
61 - 72	98	0,55%	€310.666,08	0,12%	4	€46.560,30	94	€264.105,78	97	€303.803,26	1	€6.862,82	13	€56.822,55	80	€237.919,90	5	€15.923,63
73 - 84	41	0,23%	€53.956,61	0,02%	0	€0,00	41	€53.956,61	41	€53.956,61	0	€0,00	3	€3.080,79	37	€50.646,12	1	€229,70
> 84	0	0,00%	€0,00	0,00%	0	€0,00	0	€0,00	0	€0,00	0	€0,00	0	€0,00	0	€0,00	0	€0,00
Total	**17.967**	**100,00%**	**€249.688.521,99**	**100,00%**	**14.775**	**€226.447.412,42**	**3.192**	**€23.241.109,57**	**17.875**	**€248.538.868,65**	**92**	**€1.149.653,34**	**5.948**	**€99.844.774,88**	**10.288**	**€124.632.471,29**	**1.731**	**€25.211.275,82**

Statistics		
Minimum seasoning number of instalments in months		2
Maximum seasoning number of instalments in months		83
Weighted average seasoning number of instalments in months		21,11

Pool data IV

	Total portfolio				Credit type				Customer type				Type of car					
					AutoCredit		ClassicCredit		Retail		Corporate		New		Used		Demonstration	
Distribution by brand	Number of contracts	Percentage of contracts	Outstanding discounted balance	Percentage of outstanding discounted balance	Number of contracts	Outstanding discounted balance	Number of contracts	Outstanding discounted balance	Number of contracts	Outstanding discounted balance	Number of contracts	Outstanding discounted balance	Number of contracts	Outstanding discounted balance	Number of contracts	Outstanding discounted balance	Number of contracts	Outstanding discounted balance
Audi	3.653	20,33%	€68.411.918,01	27,40%	3.449	€66.384.940,49	204	€2.026.977,52	3.646	€68.194.564,98	7	€217.353,03	667	€17.283.827,80	2.732	€44.903.780,00	254	€6.224.310,21
Seat	1.969	10,96%	€24.553.628,86	9,83%	1.665	€22.605.975,03	304	€1.947.653,83	1.950	€24.363.237,56	19	€190.391,30	1.054	€14.566.665,58	536	€4.905.977,73	379	€5.080.985,55
Skoda	2.522	14,04%	€29.551.806,46	11,84%	1.891	€25.438.719,08	631	€4.113.087,38	2.507	€29.362.400,84	15	€189.405,62	1.203	€17.291.011,30	748	€6.254.807,38	571	€6.005.987,78
VW	8.412	46,82%	€106.947.760,68	42,83%	7.006	€97.740.216,51	1.406	€9.207.544,17	8.368	€106.554.326,40	44	€393.434,28	2.542	€41.220.180,41	5.396	€58.767.317,77	474	€6.960.262,50
VW LCV	908	5,05%	€15.754.415,60	6,31%	620	€12.709.464,76	288	€3.044.950,84	904	€15.654.569,62	4	€99.845,98	450	€9.089.614,78	410	€5.739.818,14	48	€924.982,68
Other brands	503	2,80%	€4.468.992,38	1,79%	144	€1.568.096,55	359	€2.900.895,83	500	€4.409.769,25	3	€59.223,13	32	€393.475,01	466	€4.060.770,27	5	€14.747,10
Total	17.967	100,00%	€249.688.521,99	100,00%	14.775	€226.447.412,42	3.192	€23.241.109,57	17.875	€248.538.868,65	92	€1.149.653,34	5.948	€99.844.774,88	10.288	€124.632.471,29	1.731	€25.211.275,82

	Total portfolio				Credit type				Customer type				Type of car					
					AutoCredit		ClassicCredit		Retail		Corporate		New		Used		Demonstration	
Distribution by geographic region	Number of contracts	Percentage of contracts	Outstanding discounted balance	Percentage of outstanding discounted balance	Number of contracts	Outstanding discounted balance	Number of contracts	Outstanding discounted balance	Number of contracts	Outstanding discounted balance	Number of contracts	Outstanding discounted balance	Number of contracts	Outstanding discounted balance	Number of contracts	Outstanding discounted balance	Number of contracts	Outstanding discounted balance
Baden-Wuerttemberg	2.139	11,91%	€30.312.903,48	12,14%	1.839	€27.996.350,67	300	€2.316.552,81	2.133	€30.178.157,00	6	€134.746,48	660	€11.803.516,98	1.245	€14.701.027,23	234	€3.808.359,27
Bavaria	2.510	13,97%	€37.356.595,34	14,96%	2.156	€34.844.450,35	354	€2.512.144,99	2.506	€37.212.039,07	4	€144.556,27	762	€13.497.859,02	1.510	€20.313.569,62	238	€3.545.166,70
Berlin	382	2,13%	€5.553.461,24	2,22%	291	€4.890.842,20	91	€662.619,04	380	€5.522.919,49	2	€30.541,75	145	€2.446.086,11	203	€2.557.755,03	34	€549.620,10
Brandenburg	583	3,24%	€7.890.921,42	3,16%	429	€6.827.293,78	154	€1.063.627,64	574	€7.831.953,14	9	€58.968,28	194	€3.162.711,14	339	€4.000.404,97	50	€727.805,31
Bremen	123	0,68%	€1.641.544,84	0,66%	96	€1.404.240,45	27	€237.304,39	118	€1.565.450,91	5	€76.093,93	35	€508.945,00	80	€1.000.301,29	8	€132.298,55
Hamburg	268	1,49%	€3.775.363,12	1,51%	219	€3.341.155,49	49	€434.207,63	266	€3.762.198,59	2	€13.164,53	99	€1.475.024,83	143	€1.828.097,35	26	€472.240,94
Hesse	1.457	8,11%	€21.048.875,93	8,43%	1.226	€19.065.821,45	231	€1.983.054,48	1.456	€21.037.431,60	1	€11.444,33	476	€8.145.035,92	852	€10.905.615,01	129	€1.998.225,00
Lower Saxony	2.082	11,59%	€26.995.901,47	10,81%	1.658	€23.955.458,31	424	€3.040.443,16	2.052	€26.679.658,41	30	€316.243,06	641	€10.137.907,64	1.237	€14.134.638,00	204	€2.723.355,83
Mecklenburg-Vorpommern	425	2,37%	€5.319.346,63	2,13%	291	€4.406.582,76	134	€912.763,87	423	€5.304.698,77	2	€14.647,86	144	€2.375.789,48	247	€2.507.293,93	34	€436.263,22
North Rhine-Westphalia	3.835	21,34%	€52.628.791,08	21,08%	3.268	€48.744.330,03	567	€3.884.461,05	3.825	€52.486.823,65	10	€141.967,43	1.309	€21.267.926,59	2.156	€26.354.476,28	370	€5.006.388,21
Rhineland-Palatinate	804	4,47%	€11.150.491,51	4,47%	663	€10.181.465,01	141	€969.026,50	800	€11.108.770,44	4	€41.721,07	255	€4.321.887,09	482	€5.754.757,56	67	€1.073.846,86
Saarland	205	1,14%	€2.913.265,08	1,17%	181	€2.727.985,69	24	€185.279,39	205	€2.913.265,08	0	€0,00	66	€1.031.046,04	106	€1.401.586,11	33	€480.632,93
Saxony	1.082	6,02%	€14.606.896,02	5,85%	844	€12.910.721,67	238	€1.696.174,35	1.077	€14.517.066,46	5	€89.829,56	405	€6.809.747,45	566	€6.253.085,55	111	€1.544.063,02
Saxony-Anhalt	764	4,25%	€10.668.644,45	4,27%	574	€9.223.333,03	190	€1.445.311,42	754	€10.617.995,78	10	€50.648,67	279	€4.749.411,69	427	€5.032.189,46	58	€887.043,30
Schleswig-Holstein	552	3,07%	€7.174.769,40	2,87%	434	€6.353.056,07	118	€821.713,33	551	€7.167.906,58	1	€6.862,82	205	€3.385.236,49	302	€3.198.036,90	45	€591.496,01
Thuringia	753	4,19%	€10.611.046,49	4,25%	603	€9.534.620,97	150	€1.076.425,52	752	€10.592.829,19	1	€18.217,30	272	€4.707.043,36	392	€4.681.227,01	89	€1.222.776,12
Foreign countries (*)	3	0,02%	€39.704,49	0,02%	3	€39.704,49	0	€0,00	3	€39.704,49	0	€0,00	1	€19.600,05	1	€8.409,99	1	€11.694,45
Total	17.967	100,00%	€249.688.521,99	100,00%	14.775	€226.447.412,42	3.192	€23.241.109,57	17.875	€248.538.868,65	92	€1.149.653,34	5.948	€99.844.774,88	10.288	€124.632.471,29	1.731	€25.211.275,82

(*) Customers who changed their residence after Cut-Off date

2.842.352,27 €

Pool data V

	Total portfolio					Credit type				Customer type				Type of car					
						AutoCredit		ClassicCredit		Retail		Corporate		New		Used		Demonstration	
Distribution by brand & model	Model	Number of contracts	Percentage of contracts	Outstanding discounted balance	Percentage of outstanding discounted balance	Number of contracts	Outstanding discounted balance	Number of contracts	Outstanding discounted balance3	Number of contracts	Outstanding discounted balance5	Number of contracts	Outstanding discounted balance7	Number of contracts	Outstanding discounted balance9	Number of contracts	Outstanding discounted balance11	Number of contracts	Outstanding discounted balancep
Audi	A1	458	2,55%	€5.500.279,70	2,20%	446	€5.417.593,83	12	€82.685,87	458	€5.500.279,70	0	€0,00	152	€2.234.629,11	260	€2.617.349,20	46	€648.301,39
	A2	0	0,00%	€0,00	0,00%	0	€0,00	0	€0,00	0	€0,00	0	€0,00	0	€0,00	0	€0,00	0	€0,00
	A3	727	4,05%	€10.209.317,24	4,09%	678	€9.928.995,24	49	€280.322,00	727	€10.209.317,24	0	€0,00	76	€1.889.435,96	603	€7.312.237,24	48	€1.007.644,04
	A4	709	3,95%	€12.572.731,23	5,04%	663	€12.128.814,00	46	€443.917,23	706	€12.495.951,02	3	€76.780,21	76	€2.092.795,60	604	€9.647.665,57	29	€832.270,06
	A5	299	1,66%	€6.262.992,44	2,51%	287	€6.121.405,12	12	€141.587,32	298	€6.223.087,33	1	€39.905,11	39	€1.349.791,43	246	€4.461.939,21	14	€451.261,80
	A6	496	2,76%	€10.658.552,45	4,27%	455	€10.101.009,61	41	€557.542,84	493	€10.557.884,74	3	€100.667,71	30	€1.209.141,13	452	€9.010.596,23	14	€438.815,09
	A7	49	0,27%	€1.471.860,78	0,59%	47	€1.426.720,51	2	€45.140,27	49	€1.471.860,78	0	€0,00	5	€180.884,40	37	€1.048.840,26	7	€242.136,12
	A8	31	0,17%	€955.976,73	0,38%	26	€873.130,74	5	€82.845,99	31	€955.976,73	0	€0,00	0	€0,00	29	€870.205,86	2	€85.770,87
	Audi Other	0	0,00%	€0,00	0,00%	0	€0,00	0	€0,00	0	€0,00	0	€0,00	0	€0,00	0	€0,00	0	€0,00
	Q2	164	0,91%	€3.333.697,84	1,34%	164	€3.333.697,84	0	€0,00	164	€3.333.697,84	0	€0,00	112	€2.355.456,67	24	€447.976,64	28	€530.264,53
	Q3	273	1,52%	€4.780.575,27	1,91%	262	€4.722.272,02	11	€58.303,25	273	€4.780.575,27	0	€0,00	76	€1.784.170,57	175	€2.615.078,82	22	€381.325,88
	Q5	245	1,36%	€6.284.609,78	2,52%	233	€6.116.390,90	12	€168.218,88	245	€6.284.609,78	0	€0,00	55	€2.014.572,29	174	€3.693.573,01	16	€576.464,48
	Q7	85	0,47%	€3.078.496,03	1,23%	76	€2.952.923,76	9	€125.572,27	85	€3.078.496,03	0	€0,00	15	€1.001.290,01	61	€1.745.292,88	9	€331.913,14
	Q8	3	0,02%	€211.870,42	0,08%	3	€211.870,42	0	€0,00	3	€211.870,42	0	€0,00	3	€211.870,42	0	€0,00	0	€0,00
	R8	13	0,07%	€931.925,84	0,37%	13	€931.925,84	0	€0,00	13	€931.925,84	0	€0,00	4	€304.368,50	5	€297.487,92	4	€330.069,42
	TT	101	0,56%	€2.159.032,26	0,86%	96	€2.118.190,66	5	€40.841,60	101	€2.159.032,26	0	€0,00	24	€655.421,71	62	€1.135.537,16	15	€368.073,39
Sub-Total Audi		**3.653**	**20,33%**	**€68.411.918,01**	**27,40%**	**3.449**	**€66.384.940,49**	**204**	**€2.026.977,52**	**3.646**	**€68.194.564,98**	**7**	**€217.353,03**	**667**	**€17.283.827,80**	**2.732**	**€44.903.780,00**	**254**	**€6.224.310,21**
Seat	Alhambra	135	0,75%	€2.565.204,21	1,03%	112	€2.334.163,40	23	€231.040,81	135	€2.565.204,21	0	€0,00	59	€1.290.987,79	51	€762.910,10	25	€511.306,32
	Altea	25	0,14%	€165.364,19	0,07%	16	€133.907,09	9	€31.457,10	25	€165.364,19	0	€0,00	9	€61.660,87	13	€87.293,84	3	€16.409,48
	Arona	125	0,70%	€1.968.127,04	0,79%	111	€1.868.411,45	14	€99.715,59	125	€1.968.127,04	0	€0,00	99	€1.555.739,37	3	€48.268,37	23	€364.119,30
	Ateca	188	1,05%	€3.808.306,75	1,53%	168	€3.544.229,18	20	€264.077,57	184	€3.743.362,65	4	€64.944,10	148	€3.007.814,84	14	€252.920,10	26	€547.571,81
	Exeo	6	0,03%	€24.699,29	0,01%	1	€6.865,13	5	€17.834,16	6	€24.699,29	0	€0,00	1	€6.865,13	5	€17.834,16	0	€0,00
	Ibiza	585	3,26%	€5.186.312,02	2,08%	496	€4.759.523,90	89	€426.788,12	583	€5.170.769,57	2	€15.542,45	312	€3.034.180,56	157	€1.012.650,69	116	€1.139.480,77
	Leon	685	3,81%	€9.453.061,89	3,79%	574	€8.704.278,74	111	€748.783,15	678	€9.371.565,27	7	€81.496,62	296	€4.789.732,53	241	€2.458.701,29	148	€2.204.628,07
	Mii	205	1,14%	€1.251.302,26	0,50%	176	€1.152.932,03	29	€98.370,23	199	€1.222.894,13	6	€28.408,13	127	€784.619,51	45	€211.547,76	33	€255.134,99
	Toledo	15	0,08%	€131.251,21	0,05%	11	€101.664,11	4	€29.587,10	15	€131.251,21	0	€0,00	3	€35.064,98	7	€53.851,42	5	€42.334,81
Sub-Total Seat		**1.969**	**10,96%**	**€24.553.628,86**	**9,83%**	**1.665**	**€22.605.975,03**	**304**	**€1.947.653,83**	**1.950**	**€24.363.237,56**	**19**	**€190.391,30**	**1.054**	**€14.566.665,58**	**536**	**€4.905.977,73**	**379**	**€5.080.985,55**
Skoda	Citigo	215	1,20%	€1.343.958,88	0,54%	161	€1.136.194,25	54	€207.764,63	214	€1.338.458,05	1	€5.500,83	90	€627.485,68	37	€170.890,57	88	€545.582,63
	Fabia	683	3,80%	€5.795.137,58	2,32%	519	€4.945.237,41	164	€849.900,17	676	€5.725.712,00	7	€69.425,58	293	€2.794.458,55	162	€968.960,08	228	€2.031.718,95
	Karoq	115	0,64%	€2.342.054,32	0,94%	91	€2.080.101,84	24	€261.952,48	115	€2.342.054,32	0	€0,00	103	€2.128.910,23	4	€47.135,97	8	€166.008,12
	Kodiaq	115	0,64%	€2.784.343,52	1,12%	94	€2.503.678,83	21	€280.664,69	113	€2.752.832,93	2	€31.510,59	97	€2.333.352,66	8	€198.293,98	10	€252.696,88
	Octavia	683	3,80%	€9.138.285,20	3,66%	504	€7.892.089,55	179	€1.246.195,65	680	€9.087.592,86	3	€50.692,34	328	€5.379.464,82	273	€2.594.996,41	82	€1.163.823,97
	Rapid	288	1,60%	€2.748.271,46	1,10%	223	€2.399.327,30	65	€348.944,16	287	€2.739.992,79	1	€8.278,67	111	€1.177.029,31	88	€628.642,46	89	€942.599,69
	Roomster	36	0,20%	€188.304,68	0,08%	24	€157.392,87	12	€30.911,81	36	€188.304,68	0	€0,00	14	€81.343,67	17	€76.840,05	5	€30.120,96
	Scala	1	0,01%	€21.820,22	0,01%	1	€21.820,22	0	€0,00	1	€21.820,22	0	€0,00	0	€0,00	0	€0,00	1	€21.820,22
	Superb	205	1,14%	€3.336.443,30	1,34%	148	€2.773.558,50	57	€562.884,80	204	€3.312.445,69	1	€23.997,61	83	€1.801.186,90	100	€1.111.225,63	22	€424.030,77
	Yeti	181	1,01%	€1.853.187,30	0,74%	126	€1.529.318,31	55	€323.868,99	181	€1.853.187,30	0	€0,00	84	€967.779,48	59	€457.822,23	38	€427.585,59
Sub-Total Skoda		**2.522**	**14,04%**	**€29.551.806,46**	**11,84%**	**1.891**	**€25.438.719,08**	**631**	**€4.113.087,38**	**2.507**	**€29.362.400,84**	**15**	**€189.405,62**	**1.203**	**€17.291.011,30**	**748**	**€6.254.807,38**	**571**	**€6.005.987,78**
VW	Arteon	38	0,21%	€1.060.534,56	0,42%	35	€1.002.263,92	3	€58.270,64	38	€1.060.534,56	0	€0,00	18	€496.998,07	10	€278.916,49	10	€284.620,00
	Beetle	208	1,16%	€2.566.817,23	1,03%	178	€2.396.221,72	30	€170.595,51	207	€2.555.372,90	1	€11.444,33	80	€1.181.582,24	119	€1.244.844,22	9	€140.390,77
	CC	33	0,18%	€414.526,85	0,17%	25	€346.666,57	8	€67.860,28	33	€414.526,85	0	€0,00	0	€0,00	33	€414.526,85	0	€0,00
	Eos	24	0,13%	€177.809,66	0,07%	17	€141.976,13	7	€35.833,53	24	€177.809,66	0	€0,00	1	€16.454,44	23	€161.355,22	0	€0,00
	Golf	3.375	18,78%	€39.334.259,80	15,75%	2.839	€36.300.252,46	536	€3.034.007,34	3.359	€39.208.404,70	16	€125.855,10	805	€12.416.411,74	2.421	€24.779.141,02	149	€2.138.707,04
	Jetta	10	0,06%	€77.515,88	0,03%	8	€70.671,49	2	€6.844,39	10	€77.515,88	0	€0,00	1	€8.900,00	9	€68.615,88	0	€0,00
	New Beetle	2	0,01%	€6.411,43	0,00%	1	€6.237,87	1	€173,56	2	€6.411,43	0	€0,00	0	€0,00	2	€6.411,43	0	€0,00
	Passat	900	5,01%	€11.817.952,95	4,73%	710	€10.356.379,81	190	€1.461.573,14	895	€11.763.639,34	5	€54.313,61	97	€1.769.770,15	761	€9.264.902,95	42	€783.279,85
	Phaeton	15	0,08%	€206.909,17	0,08%	10	€144.320,46	5	€62.588,71	15	€206.909,17	0	€0,00	0	€0,00	15	€206.909,17	0	€0,00
	Polo	926	5,15%	€8.141.745,22	3,26%	767	€7.372.795,84	159	€768.949,38	919	€8.098.597,52	7	€43.147,70	384	€4.272.004,32	475	€3.182.177,20	67	€687.563,70
	Scirocco	57	0,32%	€638.517,90	0,26%	51	€599.153,60	6	€39.364,30	57	€638.517,90	0	€0,00	8	€128.462,07	46	€477.608,23	3	€32.447,60
	Sharan	210	1,17%	€3.440.406,40	1,38%	182	€3.253.055,47	28	€187.350,93	210	€3.440.406,40	0	€0,00	38	€886.817,44	158	€2.284.459,84	14	€269.129,12
	T-Roc	148	0,82%	€2.879.229,87	1,15%	127	€2.630.386,78	21	€248.843,09	148	€2.879.229,87	0	€0,00	116	€2.255.554,60	17	€361.104,44	15	€262.570,83
	Tiguan	1.085	6,04%	€19.277.420,22	7,72%	949	€18.192.986,26	136	€1.084.433,96	1.080	€19.191.567,54	5	€85.852,68	499	€11.229.865,10	533	€6.946.675,41	53	€1.100.879,71
	Touareg	161	0,90%	€3.964.144,26	1,59%	136	€3.543.056,60	25	€421.087,66	161	€3.964.144,26	0	€0,00	14	€491.515,16	143	€3.303.161,02	4	€169.468,08
	Touran	704	3,92%	€9.578.928,14	3,84%	551	€8.360.165,02	153	€1.218.763,12	703	€9.548.428,90	1	€30.499,24	251	€4.190.627,25	411	€4.738.154,97	42	€650.145,92
	Up!	516	2,87%	€3.364.631,14	1,35%	420	€3.023.626,51	96	€341.004,63	507	€3.322.309,52	9	€42.321,62	230	€1.875.217,83	220	€1.048.353,43	66	€441.059,88
	VW Other	0	0,00%	€0,00	0,00%	0	€0,00	0	€0,00	0	€0,00	0	€0,00	0	€0,00	0	€0,00	0	€0,00
Sub-Total VW		**8.412**	**46,82%**	**€106.947.760,68**	**42,83%**	**7.006**	**€97.740.216,51**	**1.406**	**€9.207.544,17**	**8.368**	**€106.554.326,40**	**44**	**€393.434,28**	**2.542**	**€41.220.180,41**	**5.396**	**€58.767.317,77**	**474**	**€6.960.262,50**
VW LCV	Amarok	12	0,07%	€189.403,77	0,08%	9	€162.975,81	3	€26.427,96	12	€189.403,77	0	€0,00	2	€34.750,82	9	€124.996,84	1	€29.656,11
	Caddy	395	2,20%	€5.032.724,15	2,02%	257	€3.721.091,31	138	€1.311.632,84	393	€5.018.710,75	2	€14.013,40	231	€3.474.797,19	144	€1.307.501,91	20	€250.425,05
	Crafter	28	0,16%	€389.257,65	0,16%	16	€282.673,48	12	€106.584,17	28	€389.257,65	0	€0,00	9	€202.635,10	19	€186.622,55	0	€0,00
	T4	3	0,02%	€26.794,29	0,01%	2	€20.732,00	1	€6.062,29	3	€26.794,29	0	€0,00	1	€15.426,11	2	€11.368,18	0	€0,00
	T5	149	0,83%	€1.781.285,30	0,71%	79	€1.179.570,17	70	€601.715,13	149	€1.781.285,30	0	€0,00	20	€242.183,82	123	€1.475.700,32	6	€63.401,16
	T6	321	1,79%	€8.334.950,44	3,34%	257	€7.342.421,99	64	€992.528,45	319	€8.249.117,86	2	€85.832,58	187	€5.119.821,74	113	€2.633.628,34	21	€581.500,36
Sub-Total LCV		**908**	**5,05%**	**€15.754.415,60**	**6,31%**	**620**	**€12.709.464,76**	**288**	**€3.044.950,84**	**904**	**€15.654.569,62**	**4**	**€99.845,98**	**450**	**€9.089.614,78**	**410**	**€5.739.818,14**	**48**	**€924.982,68**
Other brands		**503**	**2,80%**	**€4.468.992,38**	**1,79%**	**144**	**€1.568.096,55**	**359**	**€2.900.895,83**	**500**	**€4.409.769,25**	**3**	**€59.223,13**	**32**	**€393.475,01**	**466**	**€4.060.770,27**	**5**	**€14.747,10**
Total		**17.967**	**100,00%**	**€249.688.521,99**	**100,00%**	**14.775**	**€226.447.412,42**	**3.192**	**€23.241.109,57**	**17.875**	**€248.538.868,65**	**92**	**€1.149.653,34**	**5.948**	**€99.844.774,88**	**10.288**	**€124.632.471,29**	**1.731**	**€25.211.275,82**

Pool data VI

	Total portfolio				Customer type				Type of car					
					Retail		Corporate		New		Used		Demonstration	
Credit type	Number of contracts	Percentage of contracts	Outstanding discounted balance	Percentage of outstanding discounted balance	Number of contracts	Outstanding discounted balance	Number of contracts	Outstanding discounted balance	Number of contracts	Outstanding discounted balance	Number of contracts	Outstanding discounted balance	Number of contracts	Outstanding discounted balance
AutoCredit	14.775	82,23%	€226.447.412,42	90,69%	14.710	€225.481.458,24	65	€965.954,18	5.135	€93.044.937,38	8.111	€109.596.075,65	1.529	€23.806.399,39
ClassicCredit	3.192	17,77%	€23.241.109,57	9,31%	3.165	€23.057.410,41	27	€183.699,16	813	€6.799.837,50	2.177	€15.036.395,64	202	€1.404.876,43
Total	**17.967**	**100,00%**	**€249.688.521,99**	**100,00%**	**17.875**	**€248.538.868,65**	**92**	**€1.149.653,34**	**5.948**	**€99.844.774,88**	**10.288**	**€124.632.471,29**	**1.731**	**€25.211.275,82**

	Total portfolio				Customer type			
					Retail		Corporate	
Type of car	Number of contracts	Percentage of contracts	Outstanding discounted balance	Percentage of outstanding discounted balance	Number of contracts	Outstanding discounted balance	Number of contracts	Outstanding discounted balance
New cars	5.948	33,11%	€99.844.774,88	39,99%	5.881	€98.964.440,88	67	€880.334,00
Used cars	10.288	57,26%	€124.632.471,29	49,92%	10.265	€124.384.727,69	23	€247.743,60
Demonstration cars	1.731	9,63%	€25.211.275,82	10,10%	1.729	€25.189.700,08	2	€21.575,74
Total	**17.967**	**100,00%**	**€249.688.521,99**	**100,00%**	**17.875**	**€248.538.868,65**	**92**	**€1.149.653,34**

	Total portfolio			
Customer type	Number of contracts	Percentage of contracts	Outstanding discounted balance	Percentage of outstanding discounted balance
Corporate	92	0,51%	€1.149.653,34	0,46%
Retail	17.875	99,49%	€248.538.868,65	99,54%
Total	**17.967**	**100,00%**	**€249.688.521,99**	**100,00%**

Pool data VII

Total portfolio					Credit type				Customer type				Type of car					
					AutoCredit		ClassicCredit		Retail		Corporate		New		Used		Demonstration	
Interest rate paid by the receivable debtor	Number of contracts	Percentage of contracts	Outstanding discounted balance	Percentage of outstanding discounted balance	Number of contracts	Outstanding discounted balance	Number of contracts	Outstanding discounted balance	Number of contracts	Outstanding discounted balance	Number of contracts	Outstanding discounted balance	Number of contracts	Outstanding discounted balance	Number of contracts	Outstanding discounted balance	Number of contracts	Outstanding discounted balance
< 0,10 %	1.719	9,57%	€21.815.967,71	8,74%	1.501	€20.353.220,26	218	€1.462.747,45	1.717	€21.798.732,64	2	€17.235,07	365	€4.058.623,95	1.241	€16.167.877,33	113	€1.589.466,43
0,10 % - 0,49 %	8	0,04%	€61.391,85	0,02%	5	€47.528,59	3	€13.863,26	8	€61.391,85	0	€0,00	4	€35.954,42	3	€4.504,26	1	€20.933,17
0,50 % - 0,99%	2.323	12,93%	€36.666.270,49	14,68%	2.158	€35.611.173,87	165	€1.055.096,62	2.323	€36.666.270,49	0	€0,00	796	€12.700.593,89	1.336	€21.043.463,98	191	€2.922.212,62
1,00 % - 1,49 %	116	0,65%	€1.744.624,41	0,70%	112	€1.723.348,21	4	€21.276,20	112	€1.723.348,21	4	€21.276,20	5	€42.746,55	104	€1.504.328,30	7	€197.549,56
1,50 % - 1,99 %	6.114	34,03%	€97.206.215,23	38,93%	5.366	€91.157.262,43	748	€6.048.952,80	6.085	€96.820.414,10	29	€385.801,13	3.650	€61.165.812,05	1.585	€23.852.978,91	879	€12.187.424,27
2,00 % - 2,49 %	674	3,75%	€12.038.637,56	4,82%	658	€11.857.693,20	16	€180.944,36	672	€11.978.647,21	2	€59.990,35	29	€647.967,39	575	€9.592.646,82	70	€1.798.023,35
2,50 % - 2,99 %	3.607	20,08%	€46.629.260,08	18,67%	3.047	€43.304.283,63	560	€3.324.976,45	3.568	€46.107.898,14	39	€521.361,94	868	€17.090.798,20	2.405	€24.652.336,73	334	€4.886.125,15
3,00 % - 3,49 %	984	5,48%	€10.502.353,94	4,21%	726	€8.157.718,76	258	€2.344.635,18	975	€10.413.242,57	9	€89.111,37	41	€650.328,39	922	€9.480.810,52	21	€371.215,03
3,50 % - 3,99 %	1.531	8,52%	€16.618.971,03	6,66%	939	€12.017.818,78	592	€4.601.152,25	1.527	€16.577.290,35	4	€41.680,68	150	€3.036.397,57	1.286	€12.473.451,36	95	€1.109.122,10
4,00 % - 4,49 %	136	0,76%	€1.203.248,49	0,48%	47	€390.056,30	89	€813.192,19	134	€1.191.905,62	2	€11.342,87	6	€62.616,88	127	€1.121.629,62	3	€19.001,99
4,50 % - 4,99 %	435	2,42%	€3.410.619,87	1,37%	161	€1.377.372,91	274	€2.033.246,96	435	€3.410.619,87	0	€0,00	23	€274.911,76	401	€3.072.423,04	11	€63.285,07
5,00 % - 5,49 %	44	0,24%	€230.466,46	0,09%	8	€72.419,23	36	€158.047,23	44	€230.466,46	0	€0,00	3	€27.849,38	40	€199.211,56	1	€3.405,52
5,50 % - 5,99 %	147	0,82%	€935.915,72	0,37%	31	€265.573,20	116	€670.342,52	146	€934.061,99	1	€1.853,73	5	€44.536,42	140	€869.313,61	2	€22.065,69
6,00 % - 6,49 %	10	0,06%	€49.698,75	0,02%	0	€0,00	10	€49.698,75	10	€49.698,75	0	€0,00	1	€431,61	9	€49.267,14	0	€0,00
6,50 % - 6,99 %	68	0,38%	€298.924,77	0,12%	11	€75.195,26	57	€223.729,51	68	€298.924,77	0	€0,00	2	€5.206,42	65	€279.202,81	1	€14.515,54
7,00 % - 7,49 %	1	0,01%	€12.085,53	0,00%	1	€12.085,53	0	€0,00	1	€12.085,53	0	€0,00	0	€0,00	1	€12.085,53	0	€0,00
7,50 % - 7,99 %	20	0,11%	€77.025,01	0,03%	1	€6.962,76	19	€70.062,25	20	€77.025,01	0	€0,00	0	€0,00	19	€73.907,53	1	€3.117,48
8,00 % - 8,49 %	1	0,01%	€3.144,87	0,00%	0	€0,00	1	€3.144,87	1	€3.144,87	0	€0,00	0	€0,00	1	€3.144,87	0	€0,00
8,50 % - 8,99 %	17	0,09%	€138.459,28	0,06%	3	€17.699,50	14	€120.759,78	17	€138.459,28	0	€0,00	0	€0,00	17	€138.459,28	0	€0,00
9,00 % - 9,49 %	3	0,02%	€6.434,35	0,00%	0	€0,00	3	€6.434,35	3	€6.434,35	0	€0,00	0	€0,00	2	€2.621,50	1	€3.812,85
9,50 % - 9,99 %	5	0,03%	€18.578,55	0,01%	0	€0,00	5	€18.578,55	5	€18.578,55	0	€0,00	0	€0,00	5	€18.578,55	0	€0,00
>= 10,0 %	4	0,02%	€20.228,04	0,01%	0	€0,00	4	€20.228,04	4	€20.228,04	0	€0,00	0	€0,00	4	€20.228,04	0	€0,00
Total	**17.967**	**100,00%**	**€249.688.521,99**	**100,00%**	**14.775**	**€226.447.412,42**	**3.192**	**€23.241.109,57**	**17.875**	**€248.538.868,65**	**92**	**€1.149.653,34**	**5.948**	**€99.844.774,88**	**10.288**	**€124.632.471,29**	**1.731**	**€25.211.275,82**

Statistics	
Minimum interest rate debtor	0,00%
Maximum interest rate debtor	12,99%
Weighted average interest rate debtor	2,14%

Pool data VIII

	Total portfolio					Credit type						Customer type						Type of car								
						AutoCredit			ClassicCredit			Retail			Corporate			New			Used			Demonstration		
Distribution by down payment	Number of contracts	Percentage of contracts	Outstanding discounted balance	Percentage of outstanding discounted balance	Down payment/ Purchase price in %	Number of contracts	Outstanding discounted balance	Down payment/ Purchase price in %	Number of contracts	Outstanding discounted balance	Down payment/ Purchase price in %	Number of contracts	Outstanding discounted balance	Down payment/ Purchase price in %	Number of contracts	Outstanding discounted balance	Down payment/ Purchase price in %	Number of contracts	Outstanding discounted balance	Down payment/ Purchase price in %	Number of contracts	Outstanding discounted balance	Down payment/ Purchase price in %	Number of contracts	Outstanding discounted balance	Down payment/ Purchase price in %
No Down payment	5.139	28,60%	€72.388.470,87	28,99%	0,00%	4.347	€65.315.614,87	0,00%	792	€7.072.856,00	0,00%	5.111	€72.014.124,30	0,00%	28	€374.346,57	0,00%	1.589	€26.863.250,39	0,00%	3.002	€37.402.658,24	0,00%	548	€8.122.562,24	0,00%
<= 1.000,00	841	4,68%	€9.783.643,51	3,92%	4,40%	710	€8.923.894,30	4,20%	131	€859.749,21	6,04%	841	€9.783.643,51	4,40%	0	€0,00	0,00%	270	€3.832.245,92	3,61%	474	€4.775.660,37	5,05%	97	€1.175.737,22	4,27%
1.000,01 - 2.000,00	1.318	7,34%	€15.543.961,98	6,23%	9,58%	1.129	€14.454.507,27	9,12%	189	€1.089.454,71	13,73%	1.309	€15.503.719,24	9,56%	9	€40.242,74	15,97%	409	€5.966.134,40	8,06%	764	€7.859.208,20	10,67%	145	€1.718.619,38	9,52%
2.000,01 - 3.000,00	1.436	7,99%	€17.705.254,88	7,09%	13,89%	1.242	€16.402.100,75	13,41%	194	€1.303.154,13	17,99%	1.421	€17.569.612,86	13,87%	15	€135.642,02	15,97%	426	€6.476.150,24	11,99%	866	€9.452.796,99	14,96%	144	€1.776.307,65	14,43%
3.000,01 - 4.000,00	1.282	7,14%	€16.379.436,41	6,56%	17,66%	1.073	€15.031.373,75	16,84%	209	€1.348.062,66	23,48%	1.264	€16.205.748,12	17,68%	18	€173.688,29	16,76%	356	€5.371.327,50	15,36%	807	€9.476.055,54	18,87%	119	€1.532.053,37	18,02%
4.000,01 - 5.000,00	1.626	9,05%	€22.818.614,22	9,14%	19,99%	1.337	€20.567.025,54	19,18%	289	€2.251.588,68	24,87%	1.619	€22.714.983,01	20,00%	7	€103.631,21	17,48%	562	€9.709.718,87	17,46%	926	€11.197.535,16	21,91%	138	€1.911.360,19	20,04%
5.000,01 - 6.000,00	995	5,54%	€14.652.599,11	5,87%	22,59%	841	€13.573.663,62	21,65%	154	€1.078.935,49	29,75%	991	€14.588.811,27	22,62%	4	€63.787,84	16,91%	326	€5.539.382,07	20,23%	590	€7.882.808,68	24,22%	79	€1.230.408,36	22,04%
6.000,01 - 7.000,00	833	4,64%	€12.089.170,56	4,84%	25,72%	676	€11.054.442,98	24,22%	157	€1.034.727,58	35,16%	831	€12.033.850,42	25,78%	2	€55.320,14	14,03%	228	€4.160.884,33	22,10%	517	€6.427.554,46	28,34%	88	€1.500.731,77	22,95%
7.000,01 - 8.000,00	762	4,24%	€11.036.114,98	4,42%	27,99%	612	€10.045.004,34	26,30%	150	€991.110,64	37,90%	761	€11.018.348,61	28,00%	1	€17.766,37	20,00%	241	€4.453.174,32	24,20%	467	€5.813.982,51	30,52%	54	€768.958,15	27,47%
8.000,01 - 9.000,00	401	2,23%	€6.015.824,36	2,41%	29,49%	315	€5.505.344,14	27,25%	86	€510.480,22	42,04%	398	€5.906.954,34	29,67%	3	€108.870,02	15,97%	131	€2.528.283,22	25,10%	238	€2.988.574,96	32,57%	32	€498.966,18	29,71%
9.000,01 - 10.000,00	992	5,52%	€15.619.733,83	6,26%	31,71%	789	€14.163.966,24	29,86%	203	€1.455.767,59	41,71%	991	€15.579.828,72	31,74%	1	€39.905,11	15,67%	390	€7.426.056,39	28,75%	525	€6.946.183,99	34,57%	77	€1.247.493,45	30,30%
10.000,01 - 11.000,00	261	1,45%	€3.656.295,27	1,46%	36,02%	204	€3.348.326,11	33,39%	57	€307.969,16	50,11%	260	€3.643.208,18	36,05%	1	€13.087,09	30,00%	100	€1.780.459,12	31,59%	141	€1.552.615,05	40,76%	20	€323.221,10	32,26%
11.000,01 - 12.000,00	318	1,77%	€5.101.934,17	2,04%	35,50%	255	€4.741.647,94	32,92%	63	€360.286,23	52,10%	317	€5.085.144,31	35,52%	1	€16.789,86	30,00%	120	€2.518.988,79	30,41%	169	€2.166.144,86	39,70%	29	€416.800,52	38,39%
12.000,01 - 13.000,00	216	1,20%	€3.123.768,22	1,25%	38,51%	159	€2.681.442,62	36,17%	57	€442.325,60	47,06%	216	€3.123.768,22	38,51%	0	€0,00	0,00%	80	€1.316.543,31	36,64%	118	€1.419.980,40	42,00%	18	€387.244,51	29,19%
13.000,01 - 14.000,00	183	1,02%	€2.588.405,58	1,04%	41,69%	131	€2.222.951,25	38,66%	52	€365.454,33	52,01%	183	€2.588.405,58	41,69%	0	€0,00	0,00%	75	€1.307.961,01	37,93%	96	€1.068.614,79	45,72%	12	€211.829,78	38,50%
14.000,01 - 15.000,00	413	2,30%	€6.561.584,95	2,63%	40,84%	312	€5.830.241,71	38,06%	101	€731.343,24	52,78%	413	€6.561.584,95	40,84%	0	€0,00	0,00%	190	€3.387.811,59	38,80%	188	€2.520.393,32	43,36%	35	€653.380,04	39,74%
> 15.000,00	951	5,29%	€14.623.709,09	5,86%	49,93%	643	€12.585.864,99	45,31%	308	€2.037.844,10	63,46%	949	€14.617.133,01	49,91%	2	€6.576,08	64,25%	455	€7.206.403,41	49,48%	400	€5.681.703,77	51,34%	96	€1.735.601,91	46,78%
Total	**17.967**	**100,00%**	**€249.688.521,99**	**100,00%**	**20,25%**	**14.775**	**€226.447.412,42**	**18,33%**	**3.192**	**€23.241.109,57**	**31,72%**	**17.875**	**€248.538.868,65**	**20,29%**	**92**	**€1.149.653,34**	**13,76%**	**5.948**	**€99.844.774,88**	**19,81%**	**10.288**	**€124.632.471,29**	**20,89%**	**1.731**	**€25.211.275,82**	**18,65%**

Statistics down payments	
Minimum down payment	€50,00
Maximum down payment	€73.000,00
Average down payment (Customers that made a down payment)	€6.908,07
Average down payment	€4.932,19

Motor type

	Total portfolio				Credit type				Customer type				Vehicle status					
					AutoCredit		ClassicCredit		Retail		Corporate		New		Used		Demonstration	
Distribution by motor type	Number of contracts	Percentage of contracts	Outstanding discounted balance	Percentage of outstanding discounted balance	Number of contracts	Outstanding discounted balance	Number of contracts	Outstanding discounted balance3	Number of contracts	Outstanding discounted balance5	Number of contracts	Outstanding discounted balance7	Number of contracts	Outstanding discounted balance9	Number of contracts	Outstanding discounted balance11	Number of contracts	Outstanding discounted balance11
EA189 (unfixed)	11	0,06%	€73.000,88	0,03%	10	€72.197,18	1	€803,70	11	€73.000,88	0	€0,00	3	€30.939,49	7	€33.087,50	1	€8.973,89
Other	17.956	99,94%	€249.615.521,11	99,97%	14.765	€226.375.215,24	3.191	€23.240.305,87	17.864	€248.465.867,77	92	€1.149.653,34	5.945	€99.813.835,39	10.281	€124.599.383,79	1.730	€25.202.301,93
Total	**17.967**	**100,00%**	**€249.688.521,99**	**100,00%**	**14.775**	**€226.447.412,42**	**3.192**	**€23.241.109,57**	**17.875**	**€248.538.868,65**	**92**	**€1.149.653,34**	**5.948**	**€99.844.774,88**	**10.288**	**€124.632.471,29**	**1.731**	**€25.211.275,82**

Balloon instalment in % of Outstanding Discounted Balance

Length of Remaining Term (months)	Number of Balloon Loans contracts	Percentage of Balloon Loans contracts	Outstanding Discounted Principal Balloon Balance	Outstanding Discounted Balance	Remaining Balloon in % of Outstanding Discounted Balance
1	346	2,34%	2.076.393,71 €	2.090.588,53 €	99,32%
2	236	1,60%	2.096.853,63 €	2.154.773,67 €	97,31%
3	287	1,94%	2.335.882,61 €	2.477.285,89 €	94,29%
4	278	1,88%	2.386.166,39 €	2.582.570,73 €	92,40%
5	278	1,88%	2.464.701,71 €	2.741.313,92 €	89,91%
6	239	1,62%	2.395.966,24 €	2.715.741,18 €	88,23%
7	290	1,96%	2.812.768,86 €	3.269.302,63 €	86,04%
8	238	1,61%	2.518.560,05 €	2.955.819,56 €	85,21%
9	194	1,31%	2.180.680,59 €	2.584.267,63 €	84,38%
10	204	1,38%	2.112.640,66 €	2.575.523,23 €	82,03%
11	206	1,39%	2.174.240,53 €	2.698.026,91 €	80,59%
12	260	1,76%	2.529.842,59 €	3.302.366,08 €	76,61%
13	254	1,72%	2.412.573,33 €	3.143.215,53 €	76,75%
14	284	1,92%	2.812.422,45 €	3.728.803,87 €	75,42%
15	315	2,13%	3.495.246,01 €	4.575.866,01 €	76,38%
16	282	1,91%	3.347.324,31 €	4.515.584,50 €	74,13%
17	247	1,67%	3.294.881,31 €	4.416.045,35 €	74,61%
18	301	2,04%	3.855.773,11 €	5.349.794,32 €	72,07%
19	345	2,34%	3.267.876,74 €	4.832.078,32 €	67,63%
20	420	2,84%	3.907.034,49 €	5.867.483,21 €	66,59%
21	476	3,22%	5.218.610,55 €	7.669.296,37 €	68,05%
22	376	2,54%	4.053.523,37 €	6.099.169,27 €	66,46%
23	305	2,06%	3.227.501,45 €	5.028.773,93 €	64,18%
24	334	2,26%	3.445.006,20 €	5.414.936,17 €	63,62%
25	291	1,97%	2.830.844,90 €	4.592.601,71 €	61,64%
26	293	1,98%	2.817.692,28 €	4.613.872,12 €	61,07%
27	584	3,95%	5.810.135,37 €	9.483.992,56 €	61,26%
28	624	4,22%	5.762.478,61 €	9.754.891,91 €	59,07%
29	569	3,85%	5.681.089,22 €	9.424.231,50 €	60,28%
30	684	4,63%	6.411.573,51 €	10.997.220,60 €	58,30%
31	439	2,97%	4.209.982,04 €	7.326.021,98 €	57,47%
32	388	2,63%	3.658.217,59 €	6.377.352,18 €	57,36%
33	453	3,07%	4.526.708,23 €	8.065.780,42 €	56,12%
34	343	2,32%	3.429.025,26 €	6.095.755,50 €	56,25%
35	308	2,08%	3.006.225,38 €	5.532.360,45 €	54,34%
36	325	2,20%	3.228.845,03 €	5.990.853,05 €	53,90%
37	322	2,18%	2.883.827,67 €	5.667.368,26 €	50,88%
38	210	1,42%	1.793.276,72 €	3.661.409,15 €	48,98%
39	272	1,84%	2.355.479,91 €	4.764.858,47 €	49,43%
40	290	1,96%	2.404.545,94 €	4.842.319,35 €	49,66%
41	238	1,61%	2.081.143,12 €	4.181.342,61 €	49,77%
42	221	1,50%	1.970.029,38 €	4.109.003,11 €	47,94%
43	166	1,12%	1.526.790,41 €	3.238.876,07 €	47,14%
44	183	1,24%	1.720.460,81 €	3.603.361,52 €	47,75%
45	163	1,10%	1.485.574,29 €	3.129.558,19 €	47,47%
46	105	0,71%	884.850,32 €	1.985.776,63 €	44,56%
47	67	0,45%	606.414,71 €	1.327.932,35 €	45,67%
48	47	0,32%	415.401,00 €	968.495,35 €	42,89%
49	46	0,31%	388.153,80 €	823.654,50 €	47,13%
50	20	0,14%	163.744,44 €	368.361,19 €	44,45%
51	25	0,17%	232.559,40 €	522.253,20 €	44,53%
52	30	0,20%	252.524,70 €	586.155,27 €	43,08%
53	18	0,12%	186.783,17 €	429.702,57 €	43,47%
54	19	0,13%	162.324,71 €	391.160,16 €	41,50%
55	11	0,07%	96.434,04 €	225.687,54 €	42,73%
56	10	0,07%	94.466,16 €	209.817,27 €	45,02%
57	5	0,03%	47.676,46 €	135.839,32 €	35,10%
58	8	0,05%	65.638,88 €	161.160,84 €	40,73%
59	1	0,01%	11.878,83 €	32.581,69 €	36,46%
60	1	0,01%	5.870,02 €	15.604,74 €	37,62%
61	1	0,01%	5.315,99 €	21.572,28 €	24,64%
62	0	0,00%	- €	- €	-
63	0	0,00%	- €	- €	-
64	0	0,00%	- €	- €	-
65	0	0,00%	- €	- €	-
66	0	0,00%	- €	- €	-
67	0	0,00%	- €	- €	-
68	0	0,00%	- €	- €	-
69	0	0,00%	- €	- €	-
70	0	0,00%	- €	- €	-
71	0	0,00%	- €	- €	-
72	0	0,00%	- €	- €	-
73	0	0,00%	- €	- €	-
74	0	0,00%	- €	- €	-
75	0	0,00%	- €	- €	-
76	0	0,00%	- €	- €	-
77	0	0,00%	- €	- €	-
78	0	0,00%	- €	- €	-
79	0	0,00%	- €	- €	-
80	0	0,00%	- €	- €	-
81	0	0,00%	- €	- €	-
82	0	0,00%	- €	- €	-
Total	**14.775**	**100,00%**	**143.636.453,19 €**	**226.447.412,42 €**	**63,43%**

Loan level data

No.	Month / Year of Origination	Month / Year of Default	Original Balance	Outstanding nominal balance at Default Date	Rebate (NBW)	Month / Year of Loss	Total Recovery (NBW)	Loss amount	Loss Percentage on Original Balance	Geographical Location of Borrower	Object Type (new / used)	Manufacturer / Make	Contract Type (leasing/hire, amortising/balloon)	Customer type	Recoveries 08.2019 - 07.2019	Recoveries 08.2019	Recoveries 01.1990 - 08.2019
Gesamt			**€10.429.340,79**	**€7.779.848,15**	**€100.440,00**		**€4.421.882,74**	**€3.108.347,32**							**€4.388.489,24**	**€30.993,50**	**€4.421.882,74**
1	201108	201508	€13.333,24	€7.358,31	€18,50	201609	€6.579,60	€760,21	5,69%	North Rhine-Westphalia	Used	AUDI	AutoCredit	RETAIL	€6.579,60	€0,00	€6.579,60
2	201204	201507	€9.990,00	€8.366,94	€353,71	201509	€8.528,56	€1.464,65	14,66%	Bavaria	Used	VW	AutoCredit	RETAIL	€8.528,56	€0,00	€8.528,56
3	201502	201507	€20.664,36	€21.470,08	€1.960,42	201509	€11.997,77	€7.521,89	36,36%	Thuringia	New	VW	AutoCredit	RETAIL	€11.997,77	€0,00	€11.997,77
4	201503	201509	€16.990,00	€16.990,00	€1.020,00	201510	€11.922,01	€5.067,99	29,83%	North Rhine-Westphalia	Used	OPEL	AutoCredit	RETAIL	€11.922,01	€0,00	€11.922,01
5	201310	201509	€18.677,25	€16.205,20	€1.070,77	201512	€11.922,01	€2.607,42	13,95%	Lower Saxony	Used	VWN	AutoCredit	RETAIL	€11.922,01	€0,00	€11.922,01
6	201303	201509	€15.095,51	€13.163,80	€337,16	201512	€8.998,00	€3.828,64	36,61%	Bavaria	Used	AUDI	ClassicCredit	RETAIL	€8.998,00	€0,00	€8.998,00
7	200808	201511	€5.160,00	€92,08	(€41,50)	201512	€0,00	€123,58	2,39%	Mecklenburg-Vorpommern	Used	SKODA	ClassicCredit	RETAIL	€0,00	€0,00	€0,00
8	201306	201511	€10.879,00	€8.223,80	(€4,00)	201601	€4.171,78	€4.056,02	36,54%	North Rhine-Westphalia	New	SEAT	AutoCredit	RETAIL	€4.171,78	€0,00	€4.171,78
9	201411	201511	€18.970,00	€17.933,76	€1.608,87	201601	€8.797,14	€7.617,75	40,16%	Lower Saxony	New	KIA	ClassicCredit	RETAIL	€8.797,14	€0,00	€8.797,14
10	201412	201511	€24.800,00	€23.861,08	€831,59	201602	€16.371,02	€6.658,47	26,85%	North Rhine-Westphalia	Demonstration	AUDI	AutoCredit	RETAIL	€16.371,02	€0,00	€16.371,02
11	200506	201512	€22.990,00	€22.653,35	€528,83	201602	€13.679,50	€8.447,92	36,79%	Saxony	New	VW	AutoCredit	RETAIL	€13.679,50	€0,00	€13.679,50
12	201501	201512	€16.600,00	€16.517,42	€1.914,46	201603	€11.538,78	€3.164,18	19,06%	Bavaria	Used	BMW	ClassicCredit	RETAIL	€11.538,78	€0,00	€11.538,78
13	201307	201512	€9.990,00	€9.990,00	€1.020,00	201603	€6.970,00	€3.020,00	30,23%	Lower Saxony	Used	VW	AutoCredit	RETAIL	€6.970,00	€0,00	€6.970,00
14	201310	201512	€12.798,54	€9.740,08	€54,54	201604	€6.592,32	€3.053,34	23,42%	North Rhine-Westphalia	Used	AUDI	AutoCredit	RETAIL	€6.592,32	€0,00	€6.592,32
15	201405	201509	€7.244,50	€5.765,38	€406,75	201604	€2.673,49	€2.685,14	37,07%	Baden-Wuerttemberg	Used	VW	ClassicCredit	RETAIL	€2.673,49	€0,00	€2.673,49
16	201406	201511	€33.354,44	€27.797,04	€0,00	201604	€21.479,26	€6.320,96	18,95%	Hesse	New	VW	AutoCredit	RETAIL	€21.479,26	€0,00	€21.479,26
17	201410	201507	€37.150,00	€32.340,80	€995,15	201604	€27.846,10	€3.900,55	9,69%	North Rhine-Westphalia	New	VW	AutoCredit	RETAIL	€27.846,10	€0,00	€27.846,10
18	201501	201601	€14.634,37	€13.737,26	€1.007,38	201604	€9.031,70	€3.698,18	25,27%	North Rhine-Westphalia	Used	VW	AutoCredit	RETAIL	€9.031,70	€0,00	€9.031,70
19	201507	201602	€22.075,61	€22.750,52	€1.348,85	201604	€13.094,46	€9.317,21	37,68%	Saxony	Demonstration	SKODA	AutoCredit	RETAIL	€13.094,46	€0,00	€13.094,46
20	201304	201511	€15.155,00	€10.951,70	(€752,08)	201605	€4.593,00	€8.740,16	64,47%	Schleswig-Holstein	New	SEAT	AutoCredit	RETAIL	€4.593,00	€0,00	€4.593,00
21	201401	201511	€20.600,00	€20.164,09	€1.954,89	201605	€10.798,65	€7.450,78	36,17%	Bavaria	New	HYUNDAI	ClassicCredit	RETAIL	€10.798,65	€0,00	€10.798,65
22	200501	201603	€28.400,00	€26.012,93	€603,20	201605	€11.949,13	€16.050,87	56,69%	Bavaria	Used	AUDI	AutoCredit	RETAIL	€11.949,13	€0,00	€11.949,13
23	201512	201602	€15.495,26	€14.543,08	€973,27	201606	€12.908,60	€1.586,66	10,24%	Lower Saxony	Used	AUDI	AutoCredit	RETAIL	€12.908,60	€0,00	€12.908,60
24	201502	201602	€16.990,00	€16.990,00	€1.020,00	201606	€11.137,80	€5.852,20	34,45%	North Rhine-Westphalia	Used	VW	AutoCredit	RETAIL	€11.137,80	€0,00	€11.137,80
25	201503	201511	€22.962,68	€20.223,75	€48,39	201606	€7.557,42	€13.017,94	56,80%	Other	Used	VW	AutoCredit	RETAIL	€7.557,42	€0,00	€7.557,42
26	201503	201603	€35.592,58	€31.740,58	€1.161,95	201606	€17.868,01	€12.719,62	35,74%	Bavaria	New	VW	AutoCredit	RETAIL	€17.868,01	€0,00	€17.868,01
27	201405	201603	€25.733,60	€13.322,48	€193,53	201607	€4.090,13	€9.019,80	35,28%	North Rhine-Westphalia	New	VW	ClassicCredit	RETAIL	€4.090,13	€0,00	€4.090,13
28	201501	201601	€29.028,05	€24.989,25	€1.013,61	201607	€13.280,50	€10.695,14	36,84%	Mecklenburg-Vorpommern	New	VW	ClassicCredit	RETAIL	€13.280,50	€0,00	€13.280,50
29	201507	201605	€16.973,63	€11.930,68	€1.780,81	201607	€12.165,70	€3.594,07	18,76%	Schleswig-Holstein	Demonstration	VW	AutoCredit	RETAIL	€12.165,70	€0,00	€12.165,70
30	201205	201602	€18.750,00	€10.420,74	€37,26	201608	€7.221,13	€3.152,35	16,80%	Baden-Wuerttemberg	Used	VWN	AutoCredit	RETAIL	€7.221,13	€0,00	€7.221,13
31	201310	201603	€24.347,95	€12.052,62	€147,46	201608	€7.579,01	€4.537,12	18,69%	Brandenburg	Used	VW	AutoCredit	RETAIL	€7.579,01	€0,00	€7.579,01
32	201307	201605	€32.995,00	€20.161,52	€1.440,01	201608	€15.240,10	€3.499,41	10,61%	Schleswig-Holstein	Used	AUDI	AutoCredit	RETAIL	€15.240,10	€0,00	€15.240,10
33	201307	201604	€16.990,00	€16.990,00	€0,00	201608	€13.366,40	€3.623,60	21,33%	Saxony	Used	AUDI	AutoCredit	RETAIL	€13.366,40	€0,00	€13.366,40
34	201402	201604	€72.208,97	€65.454,82	€1.065,04	201608	€27.050,90	€27.053,50	37,47%	Thuringia	New	AUDI	AutoCredit	RETAIL	€27.050,90	€0,00	€27.050,90
35	201402	201512	€26.274,60	€17.524,91	€30,49	201608	€12.093,11	€5.411,31	21,61%	Baden-Wuerttemberg	Used	AUDI	AutoCredit	RETAIL	€12.093,11	€0,00	€12.093,11
36	201404	201606	€19.600,00	€14.997,25	€0,00	201608	€9.464,42	€5.512,83	28,13%	Bavaria	New	SEAT	AutoCredit	RETAIL	€9.464,42	€0,00	€9.464,42
37	201502	201606	€32.672,00	€27.468,96	€1.203,20	201608	€16.480,60	€9.765,16	29,89%	Bavaria	New	SKODA	ClassicCredit	RETAIL	€16.480,60	€0,00	€16.480,60
38	201502	201602	€29.055,00	€26.165,80	€1.553,39	201608	€19.140,00	€7.868,81	26,39%	Berlin	Used	VW	AutoCredit	RETAIL	€19.140,00	€0,00	€19.140,00
39	201503	201605	€20.800,00	€18.987,84	€140,07	201608	€13.278,84	€3.543,03	17,03%	Bavaria	Used	AUDI	AutoCredit	RETAIL	€13.278,84	€0,00	€13.278,84
40	201503	201602	€17.077,41	€10.537,35	€0,00	201608	€11.511,01	€6.620,54	38,27%	North Rhine-Westphalia	Used	VW	AutoCredit	RETAIL	€11.511,01	€0,00	€11.511,01
41	201504	201605	€8.399,55	€8.976,64	€1.126,00	201608	€3.637,08	€4.111,56	43,79%	Bavaria	Used	SONSTIGES	ClassicCredit	RETAIL	€3.637,08	€0,00	€3.637,08
42	201505	201605	€16.990,00	€16.990,00	€0,00	201608	€11.146,10	€5.843,90	34,39%	Hamburg	New	VW	AutoCredit	RETAIL	€11.146,10	€0,00	€11.146,10
43	201405	201605	€34.716,50	€31.031,08	€697,94	201608	€13.124,65	€17.658,37	37,82%	North Rhine-Westphalia	New	AUDI	AutoCredit	RETAIL	€17.658,37	€0,00	€17.658,37
44	201405	201512	€4.968,37	€4.734,42	€538,02	201609	€1.761,06	€2.435,32	49,02%	Hesse	Used	VW	ClassicCredit	RETAIL	€1.761,06	€0,00	€1.761,06
45	201407	201607	€19.150,54	€14.457,76	€0,00	201609	€8.799,06	€5.658,70	32,07%	Bavaria	Used	VWN	AutoCredit	RETAIL	€8.799,06	€0,00	€8.799,06
46	201502	201606	€18.893,00	€313,00	€0,00	201609	€0,00	€313,00	1,66%	North Rhine-Westphalia	Used	VW	AutoCredit	RETAIL	€0,00	€0,00	€0,00
47	201503	201605	€17.838,06	€19.515,08	€1.650,53	201609	€9.392,52	€8.212,04	46,04%	Other	Used	BMW	ClassicCredit	RETAIL	€9.392,52	€0,00	€9.392,52
48	201504	201606	€17.990,00	€15.801,89	€863,51	201609	€9.892,00	€4.928,38	27,39%	Saxony-Anhalt	Used	VW	AutoCredit	RETAIL	€9.892,00	€0,00	€9.892,00
49	201505	201605	€19.600,00	€19.898,01	€0,00	201609	€9.790,03	€10.107,98	42,94%	Bavaria	Used	VW	AutoCredit	RETAIL	€9.790,03	€0,00	€9.790,03
50	201211	201601	€19.039,40	€11.651,19	€0,00	201610	€8.244,63	€3.406,56	28,40%	Bavaria	New	VW	AutoCredit	RETAIL	€8.244,63	€0,00	€8.244,63
51	201306	201607	€16.990,00	€0,00	€0,00	201610	€0,00	€0,00	0,00%	Bavaria	Used	VWN	AutoCredit	RETAIL	€0,00	€0,00	€0,00
52	201409	201607	€19.890,00	€14.640,98	€0,00	201610	€7.625,54	€7.015,44	37,03%	Bavaria	Used	VW	AutoCredit	RETAIL	€7.625,54	€0,00	€7.625,54
53	201411	201603	€37.577,31	€32.772,86	€1.476,76	201610	€22.376,57	€8.919,55	23,74%	Hesse	Used	VW	AutoCredit	RETAIL	€22.376,57	€0,00	€22.376,57
54	201501	201608	€23.562,23	€22.647,49	€0,00	201610	€19.512,79	€4.434,70	18,82%	Thuringia	New	VW	AutoCredit	RETAIL	€19.512,79	€0,00	€19.512,79
55	201505	201605	€58.721,69	€55.075,80	€0,00	201610	€28.477,05	€26.598,55	43,59%	North Rhine-Westphalia	New	VWN	AutoCredit	RETAIL	€28.477,05	€0,00	€28.477,05
56	201508	201606	€32.732,45	€30.324,48	€2.039,50	201610	€15.879,35	€12.408,63	37,91%	Bavaria	New	VW	AutoCredit	RETAIL	€15.879,35	€0,00	€15.879,35
57	201207	201509	€7.293,64	€303,40	€0,00	201611	€303,40	€0,00	0,00%	Hamburg	Used	VW	AutoCredit	RETAIL	€303,40	€0,00	€303,40
58	201308	201607	€22.665,00	€10.762,56	€303,38	201611	€7.533,56	€7.875,82	34,77%	Schleswig-Holstein	Demonstration	SEAT	AutoCredit	RETAIL	€7.533,56	€0,00	€7.533,56
59	201404	201607	€14.268,79	€12.075,76	€466,12	201611	€5.994,46	€5.955,18	39,20%	Berlin	New	VW	AutoCredit	RETAIL	€5.994,46	€0,00	€5.994,46
60	201408	201607	€19.990,00	€19.990,00	€1.020,00	201611	€11.166,37	€8.823,63	41,13%	Baden-Wuerttemberg	Used	VW	AutoCredit	RETAIL	€11.166,37	€0,00	€11.166,37
61	201408	201606	€19.898,10	€19.524,08	€568,48	201611	€11.553,13	€8.403,07	25,75%	Baden-Wuerttemberg	Used	AUDI	AutoCredit	RETAIL	€11.553,13	€0,00	€11.553,13
62	201408	201608	€16.929,39	€1.748,07	€0,00	201611	€0,00	€1.748,07	10,33%	North Rhine-Westphalia	Used	AUDI	AutoCredit	RETAIL	€0,00	€0,00	€0,00
63	201505	201608	€27.400,00	€21.302,81	€774,91	201611	€12.274,23	€8.253,67	30,12%	Bavaria	New	AUDI	AutoCredit	RETAIL	€12.274,23	€0,00	€12.274,23
64	201511	201608	€40.051,23	€48.254,08	€3.806,97	201611	€31.378,48	€13.017,83	32,27%	Hesse	New	VW	AutoCredit	RETAIL	€31.378,48	€0,00	€31.378,48
65	201205	201608	€6.177,86	€3.838,98	€378,22	201612	€878,74	€2.960,53	48,00%	North Rhine-Westphalia	Used	OPEL	ClassicCredit	RETAIL	€878,74	€0,00	€878,74
66	201303	201607	€15.990,00	€8.407,31	€0,00	201612	€4.998,74	€3.408,57	21,57%	Saxony	Used	AUDI	AutoCredit	RETAIL	€4.998,74	€0,00	€4.998,74
67	201308	201602	€14.200,00	€11.064,77	€510,86	201612	€7.299,06	€3.594,95	28,29%	Hesse	Used	VW	AutoCredit	RETAIL	€7.299,06	€0,00	€7.299,06
68	201405	201602	€26.998,59	€25.883,04	€388,40	201612	€14.833,08	€10.471,56	38,79%	Bavaria	Demonstration	VW	AutoCredit	RETAIL	€14.833,08	€0,00	€14.833,08
69	201410	201607	€27.990,00	€27.990,00	€1.020,00	201612	€16.970,00	€11.020,00	39,38%	Saxony	New	VW	AutoCredit	RETAIL	€16.970,00	€0,00	€16.970,00
70	201410	201607	€27.655,47	€27.748,08	€1.619,00	201612	€14.643,45	€13.984,98	42,89%	North Rhine-Westphalia	Used	AUDI	ClassicCredit	RETAIL	€14.643,45	€0,00	€14.643,45
71	201411	201609	€19.990,00	€11.426,55	€0,00	201612	€7.986,72	€3.439,84	17,24%	Bavaria	Used	VW	ClassicCredit	RETAIL	€7.986,72	€0,00	€7.986,72
72	201412	201608	€9.408,85	€8.371,17	€404,12	201612	€4.845,13	€3.691,92	32,79%	Brandenburg	Used	VW	AutoCredit	RETAIL	€4.845,13	€0,00	€4.845,13
73	201501	201601	€18.660,00	€21.008,68	€2.761,82	201612	€6.554,94	€11.691,92	62,93%	Hesse	Used	VW	ClassicCredit	RETAIL	€6.554,94	€0,00	€6.554,94
74	201502	201608	€25.495,00	€25.200,50	€1.015,76	201612	€19.460,03	€5.755,81	22,59%	Hesse	Used	AUDI	AutoCredit	RETAIL	€19.460,03	€0,00	€19.460,03
75	201507	201609	€69.800,00	€65.411,93	€0,00	201612	€30.137,13	€35.274,70	50,55%	North Rhine-Westphalia	Used	AUDI	AutoCredit	RETAIL	€30.137,13	€0,00	€30.137,13
76	201309	201605	€13.500,00	€9.012,40	€13,17	201701	€2.723,48	€6.463,75	47,89%	Rhineland-Palatinate	Used	VW	AutoCredit	RETAIL	€2.723,48	€0,00	€2.723,48
77	201408	201611	€12.190,00	€10.245,10	€0,00	201701	€6.943,00	€4.162,10	34,51%	Saxony-Anhalt	Demonstration	VW	AutoCredit	RETAIL	€6.943,00	€0,00	€6.943,00
78	201411	201611	€19.990,00	€19.990,00	€1.020,00	201701	€11.176,10	€8.813,90	40,97%	North Rhine-Westphalia	Used	VW	AutoCredit	RETAIL	€11.176,10	€0,00	€11.176,10
79	201410	201609	€21.900,00	€21.900,00	€1.020,00	201701	€13.863,16	€8.036,84	36,69%	North Rhine-Westphalia	Used	BMW	AutoCredit	RETAIL	€13.863,16	€0,00	€13.863,16
80	201502	201610	€22.460,00	€18.681,32	€807,62	201701	€14.623,04	€3.250,66	14,47%	Lower Saxony	Used	AUDI	AutoCredit	RETAIL	€14.623,04	€0,00	€14.623,04
81	201503	201610	€27.990,00	€40.075,66	€0,00	201701	€1.863,11	€38.213,55	340,58%	Berlin	New	AUDI	AutoCredit	RETAIL	€1.863,11	€0,00	€1.863,11
82	201504	201512	€10.264,32	€12.496,99	€2.182,27	201701	€3.079,81	€7.194,91	70,10%	Bavaria	New	VWN	ClassicCredit	RETAIL	€3.079,81	€0,00	€3.079,81
83	201506	201611	€18.850,00	€15.026,99	€924,48	201701	€8.798,43	€7.304,07	43,30%	Baden-Wuerttemberg	New	VW	AutoCredit	RETAIL	€8.798,43	€0,00	€8.798,43
84	201507	201605	€16.063,92	€16.521,71	€338,00	201701	€4.832,81	€11.349,97	70,66%	Other	Used	VW	AutoCredit	RETAIL	€4.832,81	€0,00	€4.832,81
85	201508	201611	€45.190,00	€45.044,80	€0,00	201701	€28.129,92	€15.914,88	33,09%	Hesse	Demonstration	AUDI	AutoCredit	RETAIL	€28.129,92	€0,00	€28.129,92
86	201511	201608	€39.893,79	€39.137,17	€2.163,86	201701	€23.369,99	€13.603,52	34,10%	Thuringia	New	VW	AutoCredit	RETAIL	€23.369,99	€0,00	€23.369,99
87	201507	201609	€19.990,00	€19.990,00	€1.020,00	201702	€12.970,00	€7.020,00	35,11%	North Rhine-Westphalia	Used	VW	AutoCredit	RETAIL	€12.970,00	€0,00	€12.970,00
88	201509	201612	€17.700,00	€16.956,32	€1.167,00	201702	€7.238,58	€9.461,42	53,46%	Baden-Wuerttemberg	Used	AUDI	AutoCredit	RETAIL	€7.238,58	€0,00	€7.238,58
89	201301	201608	€14.218,80	€11.011,08	€170,26	201702	€5.197,45	€5.983,35	34,65%	Hesse	Demonstration	SEAT	AutoCredit	RETAIL	€5.197,45	€0,00	€5.197,45
90	201407	201609	€18.285,00	€14.764,93	€627,15	201702	€8.348,61	€5.758,17	35,40%	Bavaria	New	VW	AutoCredit	RETAIL	€8.348,61	€0,00	€8.348,61
91	201502	201605	€30.490,00	€31.439,51	€2.836,41	201702	€19.215,97	€9.387,13	30,80%	North Rhine-Westphalia	New	VW	ClassicCredit	RETAIL	€19.215,97	€0,00	€19.215,97
92	201503	201612	€32.499,00	€32.945,33	€688,38	201702	€16.621,41	€15.638,54	48,12%	North Rhine-Westphalia	New	VW	AutoCredit	RETAIL	€16.621,41	€0,00	€16.621,41
93	201504	201601	€24.300,00	€19.668,69	€27,13	201702	€14.750,92	€4.890,64	20,09%	Berlin	Demonstration	SKODA	ClassicCredit	RETAIL	€14.750,92	€0,00	€14.750,92
94	201507	201604	€8.368,20	€6.851,15	€259,83	201703	€6.963,02	€1.728,30	20,61%	North Rhine-Westphalia	Demonstration	VW	AutoCredit	RETAIL	€6.963,02	€0,00	€6.963,02
95	201401	201604	€27.999,52	€20.739,22	€567,80	201703	€10.383,08	€9.608,34	34,35%	Bavaria	New	VW	AutoCredit	RETAIL	€10.383,08	€0,00	€10.383,08
96	201406	201611	€17.158,87	€10.010,48	€48,34	201703	€7.887,01	€2.075,54	12,11%	North Rhine-Westphalia	Used	AUDI	AutoCredit	RETAIL	€7.887,01	€0,00	€7.887,01
97	201406	201612	€52.015,17	€44.037,37	€1.991,98	201703	€21.435,40	€23.599,97	45,38%	Baden-Wuerttemberg	Used	AUDI	ClassicCredit	RETAIL	€21.435,40	€0,00	€21.435,40
98	201407	201611	€19.990,00	€19.990,00	€1.020,00	201703	€11.194,54	€8.795,46	43,99%	Lower Saxony	Used	VW	AutoCredit	RETAIL	€11.194,54	€0,00	€11.194,54
99	201503	201611	€16.495,32	€13.915,10	€747,85	201703	€5.191,96	€8.215,31	53,60%	Bavaria	Used	VW	AutoCredit	RETAIL	€5.191,96	€0,00	€5.191,96
100	201504	201607	€8.583,51	€8.323,70	€592,19	201703	€4.202,43	€3.529,08	41,11%	Schleswig-Holstein	Used	OPEL	ClassicCredit	RETAIL	€4.202,43	€0,00	€4.202,43
101	201507	201611	€25.600,51	€24.274,27	€1.309,70	201703	€13.991,05	€9.793,52	38,26%	Lower Saxony	Used	AUDI	AutoCredit	RETAIL	€13.991,05	€0,00	€13.991,05
102	201510	201609	€10.900,00	€8.612,46	€166,43	201703	€4.075,32	€3.970,73	36,43%	Bavaria	Used	BMW	AutoCredit	RETAIL	€4.075,32	€0,00	€4.075,32
103	201512	201611	€29.607,74	€25.102,45	€1.030,08	201703	€11.917,55	€13.153,98	39,93%	Baden-Wuerttemberg	New	VW	AutoCredit	RETAIL	€12.153,98	€0,00	€12.153,98
104	201512	201608	€30.293,90	€30.448,90	€2.175,79	201703	€16.198,99	€15.074,17	49,76%	Baden-Wuerttemberg	Used	BMW	ClassicCredit	RETAIL	€16.198,99	€0,00	€16.198,99
105	201511	201606	€27.800,00	€20.731,08	€938,36	201704	€13.147,06	€8.653,47	34,93%	North Rhine-Westphalia	Used	AUDI	AutoCredit	RETAIL	€13.147,06	€0,00	€13.147,06
106	201407	201604	€19.860,00	€16.600,89	€660,61	201704	€10.952,78	€4.987,50	25,09%	North Rhine-Westphalia	Used	VW	AutoCredit	RETAIL	€10.952,78	€0,00	€10.952,78
107	201409	201612	€24.242,75	€21.566,02	€697,94	201704	€14.752,51	€6.813,51	28,11%	Mecklenburg-Vorpommern	New	VW	AutoCredit	RETAIL	€14.752,51	€0,00	€14.752,51
108	201410	201612	€22.600,00	€19.362,12	€58,81	201704	€13.331,31	€6.010,00	26,59%	Schleswig-Holstein	Used	SKODA	AutoCredit	RETAIL	€13.331,31	€0,00	€13.331,31
109	201410	201602	€12.275,00	€10.971,34	€511,34	201704	€7.756,60	€3.514,40	28,63%	North Rhine-Westphalia	New	SKODA	AutoCredit	RETAIL	€7.756,60	€0,00	€7.756,60
110	201411	201608	€12.170,61	€13.116,56	€645,12	201704	€8.577,20	€4.539,36	37,32%	Berlin	New	VWN	AutoCredit	RETAIL	€8.577,20	€0,00	€8.577,20
111	201504	201608	€10.710,61	€13.116,56	€643,01	201704	€8.331,73	€4.141,82	38,36%	Berlin	New	VWN	AutoCredit	RETAIL	€8.331,73	€0,00	€8.331,73
112	201505	201701	€28.788,00	€15.380,44	€375,06	201704	€12.017,77	€3.837,71	13,94%	Rhineland-Palatinate	Used	VWN	AutoCredit	RETAIL	€12.017,77	€0,00	€12.017,77
113	201507	201612	€16.985,35	€14.572,55	€903,67	201704	€9.792,32	€3.879,56	22,83%	Lower Saxony	New	VW	AutoCredit	RETAIL	€9.792,32	€0,00	€9.792,32
114	201507	201607	€5.980,00	€5.802,38	€64,45	201704	€2.507,58	€3.030,35	50,67%	Berlin	Used	VWN	ClassicCredit	RETAIL	€2.507,58	€0,00	€2.507,58
115	201306	201702	€35.875,00	€20.867,75	€0,00	201705	€11.114,04	€9.953,71	24,96%	Lower Saxony	Used	AUDI	AutoCredit	RETAIL	€11.114,04	€0,00	€11.114,04
116	201311	201612	€11.590,00	€7.463,58	€319,53	201705	€3.094,57	€4.553,46	39,29%	Hesse	New	SEAT	AutoCredit	RETAIL	€3.094,57	€0,00	€3.094,57
117	201407	201603	€16.224,00	€13.514,65	€0,00	201705	€6.153,00	€7.361,65	45,37%	Lower Saxony	New	SEAT	AutoCredit	RETAIL	€6.153,00	€0,00	€6.153,00
118	201411	201612	€33.000,00	€24.327,30	€0,00	201705	€14.489,50	€9.837,50	29,81%	Thuringia	Used	VW	AutoCredit	RETAIL	€14.489,50	€0,00	€14.489,50
119	201504	201604	€20.414,96	€23.975,40	€0,00	201705	€13.912,94	€9.968,30	29,34%	Hesse	New	MERCEDES-BENZ	ClassicCredit	RETAIL	€13.912,94	€0,00	€13.912,94
120	201506	201611	€19.990,00	€19.990,00	€1.020,00	201705	€11.136,10	€8.853,90	40,17%	Bavaria	New	VW	AutoCredit	RETAIL	€11.136,10	€0,00	€11.136,10
121	201508	201605	€13.648,56	€13.373,51	€0,00	201705	€8.996,90	€4.376,61	29,83%	Lower Saxony	Used	AUDI	AutoCredit	RETAIL	€8.996,90	€0,00	€8.996,90
122	201506	201611	€29.750,00	€23.198,85	€0,00	201705	€20.580,91	€1.965,16	3,60%	Saxony	Used	AUDI	AutoCredit	RETAIL	€20.580,91	€0,00	€20.580,91
123	201508	201608	€16.460,00	€19.614,03	€0,00	201705	€9.414,95	€5.463,24	33,20%	North Rhine-Westphalia	Used	AUDI	AutoCredit	RETAIL	€9.414,95	€0,00	€9.414,95
124	201508	201603	€9.815,57	€11.608,96	€0,00	201705	(€195,12)	€9.844,02	100,31%	Lower Saxony	Used	MERCEDES-BENZ	ClassicCredit	RETAIL	(€195,12)	€0,00	(€195,12)
125	201508	201609	€34.239,81	€33.731,42	€0,00	201706	€16.228,88	€15.435,80	45,09%	Saxony	New	SKODA	AutoCredit	RETAIL	€16.228,88	€0,00	€16.228,88
126	201510	201604	€14.722,68	€15.092,42	€0,00	201706	€7.073,38	€7.278,16	49,43%	North Rhine-Westphalia	Used	AUDI	AutoCredit	RETAIL	€7.073,38	€0,00	€7.073,38
127	201510	201605	€9.400,00	€11.444,30	€0,00	201706	€4.764,57	€6.679,61	58,27%	Other	Used	AUDI	ClassicCredit	RETAIL	€4.764,57	€0,00	€4.764,57
128	201211	201701	€49.095,50	€31.988,74	€0,00	201706	€18.268,24	€13.248,41	31,07%	Rhineland-Palatinate	Used	AUDI	AutoCredit	RETAIL	€18.268,24	€0,00	€18.268,24
129	201303	201612	€29.990,00	€29.990,00	€1.020,00	201706	€17.970,00	€12.020,00	40,08%	Baden-Wuerttemberg	Used	VW	AutoCredit	RETAIL	€17.970,00	€0,00	€17.970,00
130	201309	201612	€28.358,40	€20.230,80	€0,00	201706	€12.095,67	€7.934,07	27,94%	Bavaria	Used	AUDI	AutoCredit	RETAIL	€12.095,67	€0,00	€12.095,67
131	201310	201704	€19.542,09	€10.750,72	€0,00	201706	€7.974,38	€2.837,79	13,50%	Hamburg	Used	AUDI	AutoCredit	RETAIL	€7.974,38	€0,00	€7.974,38
132	201404	201704	€18.340,00	€11.151,70	€0,00	201706	€10.360,27	€871,47	2,57%	North Rhine-Westphalia	Used	VW	AutoCredit	RETAIL	€10.360,27	€0,00	€10.360,27
133	201405	201704	€8.821,38	€5.036,08	€108,16	201706	€2.394,52	€2.533,40	37,14%	Mecklenburg-Vorpommern	Used	SEAT	ClassicCredit	RETAIL	€2.394,52	€0,00	€2.394,52
134	201508	201612	€13.118,33	€10.885,18	€0,00	201706	€7.068,32	€3.533,64	26,77%	Saxony-Anhalt	Used	VW	AutoCredit	RETAIL	€7.068,32	€0,00	€7.068,32
135	201403	201611	€26.273,06	€242,60	€0,00

No.	Month / Year of Origination	Month / Year of Default	Original Balance	Outstanding nominal balance at Default Date	Rebate (NEG)	Month / Year of Loss	Total Recovery (NEG)	Loss amount	Loss Percentage on Original Balance	Geographical Location of Borrower	Object Type (new / used)	Manufacturer / Make	Contract Type (leasehold, amortising/balloon)	Customer type	Recoveries 06.2010 - 07.2010	Recoveries 08.2010	Recoveries 01.1900 - 05.2010
227	201004	201708	€17.990,00	€14.255,11	€401,79	201001	€7.811,66	€5.949,07	33,07%	North Rhine-Westphalia	New	VW	AutoCredit	RETAIL	€7.811,66	€0,00	€7.811,66
228	201007	201711	€16.237,39	€10.463,29	€0,00	201001	€8.844,18	€1.244,43	7,66%	Lower Saxony	Used	VWN	AutoCredit	RETAIL	€8.844,18	€0,00	€8.844,18
229	201008	201706	€19.392,74	€16.517,88	€0,00	201001	€14.463,28	€1.264,73	6,52%	North Rhine-Westphalia	Used	VW	AutoCredit	RETAIL	€14.463,28	€0,00	€14.463,28
230	201011	201702	€13.400,00	€13.393,44	€0,00	201001	€7.142,64	€5.248,20	39,17%	Lower Saxony	Used	VW	ClassicCredit	RETAIL	€7.142,64	€0,00	€7.142,64
231	201011	201703	€5.714,49	€4.748,22	€0,00	201001	€241,42	€4.583,92	78,87%	Baden-Wuerttemberg	Used	VW	ClassicCredit	RETAIL	€241,42	€0,00	€241,42
232	201102	201708	€14.400,00	€10.560,04	€149,46	201001	€7.230,42	€6.759,29	46,94%	Thuringia	Used	VW	AutoCredit	RETAIL	€7.230,42	€0,00	€7.230,42
233	201103	201708	€14.400,00	€11.520,00	€0,00	201001	€5.760,00	€8.640,00	60,00%	Saxony	New	MERCEDES-BENZ	AutoCredit	RETAIL	€5.760,00	€0,00	€5.760,00
234	201104	201712	€27.900,00	€101,32	€0,00	201002	€0,00	€101,32	0,36%	Lower Saxony	Used	AUDI	ClassicCredit	RETAIL	€0,00	€0,00	€0,00
235	201108	201707	€23.767,43	€11.714,63	€0,00	201002	€10.033,73	€1.690,90	7,03%	Lower Saxony	Used	MERCEDES-BENZ	AutoCredit	RETAIL	€10.033,73	€0,00	€10.033,73
236	201111	201605	€22.100,00	€20.186,26	€0,00	201002	€10.648,61	€8.798,40	39,67%	Hesse	Used	AUDI	ClassicCredit	RETAIL	€10.648,61	€0,00	€10.648,61
237	201112	201610	€27.546,28	€20.797,93	€0,00	201002	€14.650,74	€5.598,43	20,32%	Saxony	Used	AUDI	AutoCredit	RETAIL	€14.650,74	€0,00	€14.650,74
238	201401	201704	€14.884,37	€11.885,75	€0,00	201003	€1.648,75	€1.244,43	8,36%	Lower Saxony	Used	VW	AutoCredit	RETAIL	€1.648,75	€0,00	€1.648,75
239	201404	201712	€28.670,75	€18.371,21	€62,11	201002	€13.748,10	€4.531,00	15,80%	Baden-Wuerttemberg	New	VW	AutoCredit	RETAIL	€13.748,10	€0,00	€13.748,10
240	201404	201710	€28.108,98	€22.564,11	€111,30	201002	€12.001,53	€10.393,82	37,00%	Saxony-Anhalt	New	AUDI	AutoCredit	RETAIL	€12.001,53	€0,00	€12.001,53
241	201408	201511	€9.281,41	€7.936,17	€0,00	201002	€4.511,79	€2.756,11	33,76%	Saxony	Used	SEAT	ClassicCredit	RETAIL	€4.511,79	€0,00	€4.511,79
242	201410	201704	€9.900,00	€7.260,00	€0,00	201002	€660,00	€6.600,00	66,67%	Saxony-Anhalt	New	SKODA	AutoCredit	RETAIL	€660,00	€0,00	€660,00
243	201410	201704	€9.900,01	€7.254,40	€0,00	201002	€990,01	€6.345,99	64,09%	Berlin	New	SKODA	AutoCredit	RETAIL	€990,01	€0,00	€990,01
244	201502	201705	€9.062,80	€7.401,45	€0,00	201002	€4.052,86	€3.101,42	34,22%	Saxony	New	SKODA	AutoCredit	RETAIL	€4.052,86	€0,00	€4.052,86
245	201503	201709	€35.300,00	€24.175,28	€0,00	201002	€15.261,07	€8.287,34	23,48%	North Rhine-Westphalia	New	VWN	AutoCredit	RETAIL	€15.261,07	€0,00	€15.261,07
246	201503	201612	€25.424,56	€299,00	€0,00	201002	€1,32	€297,68	1,17%	North Rhine-Westphalia	Used	VW	AutoCredit	RETAIL	€1,32	€0,00	€1,32
247	201506	201708	€19.493,38	€19.114,20	€0,00	201002	€7.471,49	€2.330,25	13,98%	North Rhine-Westphalia	Demonstration	VWN	ClassicCredit	RETAIL	€7.471,49	€0,00	€7.471,49
248	201506	201708	€23.700,00	€18.822,00	€0,00	201002	€12.052,14	€6.123,83	25,83%	Hesse	VW	VW	AutoCredit	RETAIL	€12.052,14	€0,00	€12.052,14
249	201507	201712	€20.108,17	€16.418,50	€0,00	201002	€11.126,78	€4.303,42	21,40%	Bavaria	Demonstration	SKODA	AutoCredit	RETAIL	€11.126,78	€0,00	€11.126,78
250	201508	201705	€28.891,35	€24.661,58	€0,00	201002	€11.179,58	€12.426,92	43,00%	Baden-Wuerttemberg	Used	AUDI	AutoCredit	RETAIL	€11.179,58	€0,00	€11.179,58
251	201509	201605	€39.933,47	€40.202,05	€0,00	201002	€24.968,60	€12.983,31	32,51%	Baden-Wuerttemberg	Used	VW	AutoCredit	RETAIL	€24.968,60	€0,00	€24.968,60
252	201511	201711	€15.600,00	€9.171,23	€1.258,10	201002	€4.362,97	€3.570,16	22,88%	Baden-Wuerttemberg	Demonstration	AUDI	AutoCredit	RETAIL	€4.362,97	€0,00	€4.362,97
253	201511	201706	€9.900,00	€8.250,00	€1.650,00	201002	€1.137,97	€5.962,03	60,24%	Bavaria	Used	AUDI	AutoCredit	RETAIL	€1.137,97	€0,00	€1.137,97
254	201609	201708	€8.413,33	€8.118,16	€0,00	201002	€0,00	€8.118,16	96,49%	Hesse	Used	BMW	ClassicCredit	RETAIL	€0,00	€0,00	€0,00
255	201211	201711	€32.900,00	€13.497,56	€0,00	201003	€9.554,49	€3.943,07	11,98%	Bavaria	Used	AUDI	AutoCredit	RETAIL	€9.554,49	€0,00	€9.554,49
256	201307	201709	€17.819,93	€8.220,01	€0,00	201003	€7.001,00	€1.219,01	6,87%	Schleswig-Holstein	Used	VW	AutoCredit	RETAIL	€7.001,00	€0,00	€7.001,00
257	201309	201603	€28.990,00	€0,00	€0,00	201003	€0,00	€2.630,77	9,07%	North Rhine-Westphalia	Used	AUDI	AutoCredit	RETAIL	€0,00	€0,00	€0,00
258	201403	201708	€12.853,79	€8.426,04	€0,00	201003	€4.038,81	€3.585,00	27,89%	Mecklenburg-Vorpommern	Used	SKODA	ClassicCredit	RETAIL	€4.038,81	€0,00	€4.038,81
259	201403	201706	€26.944,51	€17.250,70	€0,00	201003	€8.960,04	€8.290,06	30,23%	Saxony	New	AUDI	AutoCredit	RETAIL	€8.960,04	€0,00	€8.960,04
260	201411	201609	€26.407,71	€1.150,23	€0,00	201003	€23,37	€1.076,86	2,60%	Bavaria	Used	AUDI	AutoCredit	RETAIL	€23,37	€0,00	€23,37
261	201501	201703	€26.348,58	€21.606,06	€0,00	201003	€14.611,06	€6.935,52	22,60%	Rhineland-Palatinate	Used	AUDI	AutoCredit	RETAIL	€14.611,06	€0,00	€14.611,06
262	201504	201708	€19.900,00	€14.925,00	€0,00	201003	€11.344,39	€3.580,61	18,00%	Saxony-Anhalt	Used	AUDI	AutoCredit	RETAIL	€11.344,39	€0,00	€11.344,39
263	201506	201712	€16.395,80	€13.495,28	€0,00	201003	€10.362,45	€3.132,83	19,11%	Baden-Wuerttemberg	Demonstration	SKODA	AutoCredit	RETAIL	€10.362,45	€0,00	€10.362,45
264	201508	201601	€19.655,00	€2.564,72	€0,00	201003	€129,65	€2.432,72	12,38%	North Rhine-Westphalia	Demonstration	VW	AutoCredit	RETAIL	€129,65	€0,00	€129,65
265	201511	201602	€5.201,48	€2.436,05	€44,22	201003	€601,62	€1.734,21	33,34%	North Rhine-Westphalia	Used	VW	ClassicCredit	RETAIL	€601,62	€0,00	€601,62
266	201512	201709	€19.137,01	€18.631,47	€0,00	201003	€11.313,93	€6.813,36	35,60%	Bavaria	Used	AUDI	AutoCredit	RETAIL	€11.313,93	€0,00	€11.313,93
267	201601	201707	€25.278,79	€19.595,50	€0,00	201003	€8.663,31	€12.412,46	49,12%	Lower Saxony	Demonstration	VW	ClassicCredit	RETAIL	€8.663,31	€0,00	€8.663,31
268	201609	201708	€7.918,61	€7.187,86	€0,00	201003	€5.387,28	€1.487,87	18,79%	Bavaria	Used	VW	AutoCredit	RETAIL	€5.387,28	€0,00	€5.387,28
269	201609	201703	€12.200,00	€9.444,04	€0,00	201003	€3.312,10	€2.255,44	18,50%	North Rhine-Westphalia	New	SEAT	AutoCredit	RETAIL	€3.312,10	€0,00	€3.312,10
270	201209	201712	€14.362,43	€5.462,43	€0,00	201004	€5.077,00	€385,43	2,62%	North Rhine-Westphalia	New	SEAT	AutoCredit	RETAIL	€5.077,00	€0,00	€5.077,00
271	201210	201709	€19.900,00	€14.925,00	€0,00	201004	€11.300,00	€3.600,00	18,09%	Lower Saxony	Used	VW	AutoCredit	RETAIL	€11.300,00	€0,00	€11.300,00
272	201212	201602	€9.642,82	€3.769,70	€17,05	201004	€3.701,66	€51,00	0,39%	Baden-Wuerttemberg	Used	SEAT	AutoCredit	RETAIL	€3.701,66	€0,00	€3.701,66
273	201404	201601	€23.539,00	€16.737,98	€0,00	201004	€9.442,43	€7.294,55	30,92%	Bavaria	New	VW	AutoCredit	RETAIL	€9.442,43	€0,00	€9.442,43
274	201405	201610	€19.495,93	€14.880,39	€0,00	201004	€10.236,03	€4.744,36	24,34%	North Rhine-Westphalia	New	VW	AutoCredit	RETAIL	€10.236,03	€0,00	€10.236,03
275	201406	201710	€26.000,00	€11.882,79	€0,00	201004	€9.732,09	€2.057,26	7,91%	North Rhine-Westphalia	Used	VWN	AutoCredit	RETAIL	€9.732,09	€0,00	€9.732,09
276	201408	201603	€17.350,30	€15.087,74	€0,00	201004	€9.565,10	€5.518,64	31,81%	Lower Saxony	New	SEAT	AutoCredit	RETAIL	€9.565,10	€0,00	€9.565,10
277	201409	201608	€22.614,02	€11.812,98	€0,00	201004	€171,31	€11.641,55	51,48%	Rhineland-Palatinate	New	VWN	ClassicCredit	RETAIL	€171,31	€0,00	€171,31
278	201410	201602	€8.613,87	€6.301,20	€0,00	201004	€4.616,48	€1.687,96	19,28%	North Rhine-Westphalia	Used	SEAT	AutoCredit	RETAIL	€4.616,48	€0,00	€4.616,48
279	201501	201601	€10.632,52	€8.162,50	€185,98	201004	€6.040,99	€1.935,53	18,20%	North Rhine-Westphalia	VWN	VW	AutoCredit	RETAIL	€6.040,99	€0,00	€6.040,99
280	201502	201709	€14.000,00	€11.200,00	€2.800,00	201004	€10.136,37	€1.063,63	7,60%	Saxony-Anhalt	Used	MERCEDES-BENZ	AutoCredit	RETAIL	€10.136,37	€0,00	€10.136,37
281	201502	201704	€14.629,45	€10.508,98	€0,00	201004	€5.714,81	€4.114,28	42,79%	North Rhine-Westphalia	Used	VW	ClassicCredit	RETAIL	€5.714,81	€0,00	€5.714,81
282	201502	201612	€28.674,10	€25.126,68	€0,00	201004	€11.500,87	€12.277,91	42,82%	Bavaria	Demonstration	AUDI	AutoCredit	RETAIL	€11.500,87	€0,00	€11.500,87
283	201503	201607	€7.992,78	€3.693,00	€0,00	201004	€53,31	€3.639,69	45,52%	Rhineland-Palatinate	Used	TOYOTA	ClassicCredit	RETAIL	€53,31	€0,00	€53,31
284	201504	201712	€9.310,34	€60,58	€0,00	201004	€0,00	€60,58	0,65%	Berlin	New	VW	AutoCredit	RETAIL	€0,00	€0,00	€0,00
285	201506	201601	€9.317,87	€4.193,80	€0,00	201004	€4.044,87	€76,12	0,82%	Lower Saxony	Used	VW	AutoCredit	RETAIL	€4.044,87	€0,00	€4.044,87
286	201602	201709	€28.500,00	€24.943,81	€0,00	201004	€16.576,66	€8.954,67	26,24%	North Rhine-Westphalia	Demonstration	AUDI	AutoCredit	RETAIL	€16.576,66	€0,00	€16.576,66
287	201604	201711	€19.642,08	€23.433,75	€0,00	201004	€12.296,96	€9.418,98	47,95%	Bavaria	Used	AUDI	ClassicCredit	RETAIL	€12.296,96	€0,00	€12.296,96
288	201403	201702	€20.327,84	€15.923,24	€0,00	201005	€1.835,00	€14.288,24	70,34%	North Rhine-Westphalia	New	AUDI	ClassicCredit	RETAIL	€1.835,00	€0,00	€1.835,00
289	201405	201612	€12.000,00	€7.200,00	€0,00	201005	€3.100,00	€4.100,00	34,17%	Saxony-Anhalt	New	VW	AutoCredit	RETAIL	€3.100,00	€0,00	€3.100,00
290	201408	201602	€15.175,93	€11.422,02	€0,00	201005	€2.507,97	€8.914,05	58,75%	Lower Saxony	Used	VW	AutoCredit	RETAIL	€2.507,97	€0,00	€2.507,97
291	201408	201706	€37.154,93	€23.605,54	€0,00	201005	€13.406,66	€12.691,82	34,15%	North Rhine-Westphalia	Used	VW	AutoCredit	RETAIL	€13.406,66	€0,00	€13.406,66
292	201409	201711	€38.658,30	€20.808,89	€269,37	201005	€13.816,30	€6.620,22	22,14%	North Rhine-Westphalia	New	VW	AutoCredit	RETAIL	€13.816,30	€0,00	€13.816,30
293	201412	201706	€33.545,00	€23.908,15	€0,00	201005	€723,52	€23.185,63	69,12%	Hamburg	Demonstration	SEAT	AutoCredit	RETAIL	€723,52	€0,00	€723,52
294	201501	201601	€16.361,76	€13.931,23	€0,00	201005	€6.038,84	€7.347,71	45,00%	Lower Saxony	Used	VW	ClassicCredit	RETAIL	€6.038,84	€0,00	€6.038,84
295	201505	201603	€33.200,00	€24.230,08	€0,00	201005	€14.113,24	€9.315,72	27,96%	Bremen	Used	VW	AutoCredit	RETAIL	€14.113,24	€0,00	€14.113,24
296	201506	201710	€14.791,97	€11.070,60	€0,00	201005	€7.808,21	€2.770,92	18,80%	Baden-Wuerttemberg	New	VW	AutoCredit	RETAIL	€7.808,21	€0,00	€7.808,21
297	201507	201706	€17.950,00	€16.963,00	€0,00	201005	€1.394,58	€15.468,02	86,18%	Hesse	Demonstration	SEAT	AutoCredit	RETAIL	€1.394,58	€0,00	€1.394,58
298	201507	201709	€19.900,00	€14.925,00	€0,00	201005	€11.300,00	€3.600,00	18,09%	Saxony-Anhalt	Used	VW	AutoCredit	RETAIL	€11.300,00	€0,00	€11.300,00
299	201510	201612	€27.519,12	€13.797,58	€0,00	201005	€5.601,82	€8.195,76	29,78%	North Rhine-Westphalia	Used	VWN	AutoCredit	RETAIL	€5.601,82	€0,00	€5.601,82
300	201503	201602	€14.984,10	€10.970,23	€0,00	201006	€5.104,92	€5.604,72	37,38%	Mecklenburg-Vorpommern	Used	VW	AutoCredit	RETAIL	€5.104,92	€0,00	€5.104,92
301	201504	201707	€24.194,92	€20.548,12	€0,00	201006	€13.446,86	€5.399,93	22,14%	Baden-Wuerttemberg	New	SKODA	AutoCredit	RETAIL	€13.446,86	€0,00	€13.446,86
302	201504	201708	€28.723,24	€23.443,54	€0,00	201006	€12.180,83	€10.307,80	36,00%	Baden-Wuerttemberg	Demonstration	AUDI	AutoCredit	RETAIL	€12.180,83	€0,00	€12.180,83
303	201506	201602	€10.284,00	€7.610,06	€0,00	201006	€4.588,73	€2.775,67	27,00%	North Rhine-Westphalia	VW	VW	AutoCredit	RETAIL	€4.588,73	€0,00	€4.588,73
304	201507	201708	€20.449,00	€11.774,82	€0,00	201006	€11.285,47	€488,35	2,39%	North Rhine-Westphalia	Demonstration	VWN	AutoCredit	RETAIL	€11.285,47	€0,00	€11.285,47
305	201507	201601	€25.931,55	€26.614,72	€0,00	201006	€24.739,13	€910,92	2,90%	Saxony	New	VW	AutoCredit	RETAIL	€24.739,13	€0,00	€24.739,13
306	201508	201602	€26.615,00	€9.951,38	€0,00	201006	€56,29	€9.895,10	22,53%	Other	New	VW	AutoCredit	RETAIL	€56,29	€0,00	€56,29
307	201509	201709	€19.900,00	€14.925,00	€0,00	201006	€9.900,00	€5.025,00	25,25%	Baden-Wuerttemberg	Used	VW	AutoCredit	RETAIL	€9.900,00	€0,00	€9.900,00
308	201611	201708	€30.277,71	€28.738,83	€1.612,12	201006	€23.058,94	€3.867,77	12,78%	Bavaria	Used	AUDI	AutoCredit	RETAIL	€23.058,94	€0,00	€23.058,94
309	201701	201801	€19.955,61	€17.497,91	€709,54	201006	€8.425,42	€8.362,65	42,12%	Saxony-Anhalt	Used	AUDI	AutoCredit	RETAIL	€8.425,42	€0,00	€8.425,42
310	201704	201804	€24.418,26	€28.563,77	€1.807,55	201007	€19.779,00	€8.935,32	23,57%	Lower Saxony	Demonstration	VWN	AutoCredit	RETAIL	€19.779,00	€0,00	€19.779,00
311	201705	201805	€9.990,59	€9.190,59	€0,00	201007	€6.691,65	€1.666,39	16,68%	Schleswig-Holstein	Demonstration	SEAT	AutoCredit	RETAIL	€6.691,65	€0,00	€6.691,65
312	201711	201801	€17.356,97	€8.735,05	€0,00	201007	€8.735,05	€0,00	0,00%	Lower Saxony	Used	VW	AutoCredit	RETAIL	€8.735,05	€0,00	€8.735,05
313	201401	201710	€23.790,60	€10.472,80	€0,00	201008	€6.328,69	€4.144,11	17,43%	Schleswig-Holstein	Used	AUDI	AutoCredit	RETAIL	€6.328,69	€0,00	€6.328,69
314	201405	201603	€25.917,02	€13.997,02	€0,00	201008	€11.965,70	€2.031,32	7,84%	Bavaria	New	SONSTIGES	AutoCredit	RETAIL	€11.965,70	€0,00	€11.965,70
315	201405	201701	€28.200,00	€21.972,33	€0,00	201007	€19.990,98	€2.891,55	10,33%	Rhineland-Palatinate	Used	VWN	AutoCredit	RETAIL	€19.990,98	€0,00	€19.990,98
316	201406	201709	€19.799,00	€11.882,10	€0,00	201007	€4.627,03	€7.177,66	36,25%	Berlin	Used	VW	AutoCredit	RETAIL	€4.627,03	€0,00	€4.627,03
317	201411	201604	€14.997,00	€9.448,20	€0,00	201007	€6.937,15	€2.511,05	16,59%	North Rhine-Westphalia	New	SKODA	AutoCredit	RETAIL	€6.937,15	€0,00	€6.937,15
318	201412	201611	€14.900,00	€9.344,52	€0,00	201007	€7.001,30	€2.343,22	47,00%	Berlin	Used	VW	AutoCredit	RETAIL	€7.001,30	€0,00	€7.001,30
319	201502	201708	€11.600,00	€5.800,80	€0,00	201007	€0,00	€5.800,80	50,00%	Saarland	Used	VW	AutoCredit	RETAIL	€0,00	€0,00	€0,00
320	201506	201611	€14.015,25	€14.010,71	€0,00	201007	€7.326,70	€6.916,09	49,91%	Berlin	New	SEAT	AutoCredit	RETAIL	€7.326,70	€0,00	€7.326,70
321	201507	201603	€13.200,00	€9.609,54	€0,00	201007	€8.995,16	€2.998,16	22,64%	North Rhine-Westphalia	Demonstration	SEAT	AutoCredit	RETAIL	€8.995,16	€0,00	€8.995,16
322	201508	201606	€23.024,34	€634,04	€0,00	201007	€0,00	€634,04	2,75%	Lower Saxony	Used	VW	AutoCredit	RETAIL	€0,00	€0,00	€0,00
323	201701	201803	€19.800,76	€15.344,17	€0,00	201008	€11.030,46	€3.711,00	23,35%	Bavaria	Used	VW	AutoCredit	RETAIL	€11.030,46	€0,00	€11.030,46
324	201704	201802	€16.994,49	€16.269,50	€0,00	201008	€11.588,09	€3.716,13	21,88%	Lower Saxony	Used	VWN	AutoCredit	RETAIL	€11.588,09	€0,00	€11.588,09
325	201705	201802	€19.201,39	€19.261,75	€0,00	201008	€10.020,28	€9.368,26	52,00%	Rhineland-Palatinate	Used	SKODA	AutoCredit	RETAIL	€10.020,28	€0,00	€10.020,28
326	201307	201603	€18.960,00	€7.896,71	€0,00	201009	€5.720,70	€1.934,21	11,39%	Saxony-Anhalt	Used	AUDI	ClassicCredit	RETAIL	€5.720,70	€0,00	€5.720,70
327	201408	201709	€19.900,00	€14.925,00	€0,00	201009	€14.925,00	€0,00	0,00%	Lower Saxony	Demonstration	VW	AutoCredit	RETAIL	€14.925,00	€0,00	€14.925,00
328	201410	201708	€16.491,32	€7.897,66	€0,00	201009	€4.365,79	€3.273,19	32,23%	Berlin	Used	VW	AutoCredit	RETAIL	€4.365,79	€0,00	€4.365,79
329	201411	201712	€47.335,00	€30.189,96	€0,00	201009	€26.552,66	€3.637,28	7,68%	North Rhine-Westphalia	New	AUDI	AutoCredit	RETAIL	€26.552,66	€0,00	€26.552,66
330	201501	201611	€14.138,66	€14.525,47	€0,00	201009	€8.932,34	€5.593,13	37,22%	North Rhine-Westphalia	VW	AUDI	AutoCredit	RETAIL	€8.932,34	€0,00	€8.932,34
331	201506	201610	€14.300,00	€10.761,03	€0,00	201009	€7.612,63	€2.686,21	18,78%	Saxony	Used	VW	ClassicCredit	RETAIL	€7.612,63	€0,00	€7.612,63
332	201509	201707	€18.900,00	€19.589,08	€0,00	201009	€16.630,29	€1.942,88	8,80%	Saxony	Used	AUDI	AutoCredit	RETAIL	€16.630,29	€0,00	€16.630,29
333	201610	201804	€34.808,68	€31.807,28	€884,42	201009	€18.419,62	€12.543,24	36,03%	Bavaria	New	AUDI	AutoCredit	RETAIL	€18.419,62	€0,00	€18.419,62
334	201704	201804	€28.364,10	€27.410,72	€0,00	201009	€11.709,90	€15.711,00	55,09%	North Rhine-Westphalia	Used	VW	AutoCredit	RETAIL	€11.709,90	€0,00	€11.709,90
335	201409	201706	€17.100,00	€12.920,25	€0,00	201009	€4.886,52	€7.902,62	46,21%	Lower Saxony	New	SKODA	AutoCredit	RETAIL	€4.886,52	€0,00	€4.886,52
336	201410	201709	€19.900,00	€14.925,00	€0,00	201009	€11.300,00	€3.600,00	18,09%	Baden-Wuerttemberg	Used	VW	AutoCredit	RETAIL	€11.300,00	€0,00	€11.300,00
337	201503	201803	€15.575,23	€6.679,29	€0,00	201009	€54,60	€6.624,69	25,84%	North Rhine-Westphalia	Used	VW	AutoCredit	RETAIL	€54,60	€0,00	€54,60
338	201504	201803	€13.255,44	€7.331,71	€0,00	201009	€3.912,66	€3.322,13	25,06%	Bavaria	Used	VW	ClassicCredit	RETAIL	€3.912,66	€0,00	€3.912,66
339	201506	201807	€18.480,00	€18.473,48	€0,00	201009	€13.111,00	€5.362,48	29,01%	Rhineland-Palatinate	Used	AUDI	AutoCredit	RETAIL	€13.111,00	€0,00	€13.111,00
340	201508	201606	€14.649,69	€16.175,08	€0,00	201009	€3.408,17	€12.552,56	85,68%	Bavaria	Used	PEUGEOT	ClassicCredit	RETAIL	€3.408,17	€0,00	€3.408,17
341	201509	201612	€19.400,00	€11.640,00	€0,00	201009	€14.910,00	€5.320,00	45,77%	Lower Saxony	Used	AUDI	AutoCredit	RETAIL	€14.910,00	€0,00	€14.910,00
342	201602	201707	€9.901,47	€5.631,84	€0,00	201009	€1.898,05	€3.716,00	56,63%	Bavaria	Used	VOLVO	ClassicCredit	RETAIL	€1.898,05	€0,00	€1.898,05
343	201603	201709	€19.900,00	€14.925,00	€0,00	201009	€11.300,00	€3.600,00	18,09%	Lower Saxony	Used	VW	AutoCredit	RETAIL	€11.300,00	€0,00	€11.300,00
344	201606	201712	€16.364,00	€8.602,48	€0,00	201010	€5.828,49	€2.773,99	35,60%	Schleswig-Holstein	New	VW	AutoCredit	RETAIL	€5.828,49	€0,00	€5.828,49
345	201705	201805	€7.998,98	€7.718,89	€0,00	201010	€4.397,93	€3.012,23	37,66%	Other	Used	VW	AutoCredit	RETAIL	€4.397,93	€0,00	€4.397,93
346	201402	201709	€42.990,00	€28.831,32	€0,00	201011	€14.932,74	€13.898,58	32,33%	North Rhine-Westphalia	Used	VW	AutoCredit	RETAIL	€14.932,74	€0,00	€14.932,74
347	201409	201709	€28.419,56	€15.353,26	€0,00	201011	€108,73	€15.245,53	53,65%	Bavaria	Used	AUDI	AutoCredit	RETAIL	€108,73	€0,00	€108,73
348	201410	201705	€28.522,81	€26.659,52	€0,00	201011	€19.172,81	€7.486,71	26,42%	Hamburg	New	AUDI	AutoCredit	RETAIL	€19.172,81	€0,00	€19.172,81
349	201411	201802	€10.234,80	€7.187,38	€0,00	201010	€610,08	€6.576,70	64,26%	North Rhine-Westphalia	Used	VW	ClassicCredit	RETAIL	€610,08	€0,00	€610,08
350	201411	201709	€19.900,00	€14.925,00	€0,00	201010	€11.300,00	€3.600,00	18,09%	Baden-Wuerttemberg	Used	VW	AutoCredit	RETAIL	€11.300,00	€0,00	€11.300,00
351	201412	201708	€17.248,21	€12.539,93	€0,00	201010	€7.268,96	€5.270,97	42,09%	Berlin	Used	AUDI	AutoCredit	RETAIL	€7.268,96	€0,00	€7.268,96
352	201707	201807	€20.365,85	€19.041,45	€0,00	201010	€11.774,75	€6.429,46	31,57%	Bavaria	New	VW	AutoCredit	RETAIL	€11.774,75	€0,00	€11.774,75
353	201704	201804	€29.418,26	€28.563,77	€1.807,55	201007	€19.779,00	€8.935,32	23,57%	Lower Saxony	Demonstration	VWN	AutoCredit	RETAIL	€19.779,00	€0,00	€19.779,00
354	201509	201802	€39.375,19	€48.873,29	€0,00	201010	€20.091,00	€27.310,54	46,00%	Lower Saxony	Used	AUDI	AutoCredit	RETAIL	€20.091,00	€0,00	€20.091,00
355	201508	201705	€17.700,00	€8.910,31	€0,00	201010	€546,56	€8.363,32	47,26%	North Rhine-Westphalia	Used	VW	AutoCredit	RETAIL	€546,56	€0,00	€546,56
356	201509	201708	€32.930,00	€19.588,29	€0,00	201010	€10.805,09	€7.744,72	34,42%	Lower Saxony	Used	VW	AutoCredit	RETAIL	€10.805,09	€0,00	€10.805,09
357	201510	201708	€19.900,00	€14.925,00	€0,00	201010	€9.349,39	€5.575,61	28,02%	Berlin	Used	VW	AutoCredit	RETAIL	€9.349,39	€0,00	€9.349,39
358	201802	201805	€24.397,46	€24.312,39	€0,00	201010	€23.779,08	€533,38	2,19%	Hamburg	Used	AUDI	AutoCredit	RETAIL	€23.779,08	€0,00	€23.779,08
359	201611	201701	€18.000,00	€14.735,25	€0,00	201011	€9.085,95	€5.682,18	28,24%	Bavaria	Used	VW	ClassicCredit	RETAIL	€9.085,95	€0,00	€9.085,95
360	201307	201607	€13.195,00	€5.570,37	€0,00	201011	€4.000,00	€1.570,37	13,30%	Bavaria	New	SEAT	AutoCredit	RETAIL	€4.000,00	€0,00	€4.000,00
361	201402	201803	€24.930,00	€10.681,93	€0,00	201011	€7.580,00	€3.101,93	12,44%	Lower Saxony	Used	AUDI	AutoCredit	RETAIL	€7.580,00	€0,00	€7.580,00
362	201405	201611	€19.900,00	€14.925,00	€0,00	201011	€11.300,00	€3.600,00	18,09%	Lower Saxony	Used	VW	AutoCredit	RETAIL	€11.300,00	€0,00	€11.300,00
363	201705	201801	€28.700,00	€40.077,58	€0,00	201011	€24.973,03

Asset development

Balances	Number of contracts	Outstanding discounted balance	Outstanding nominal balance
Initial balance at Poolcut	**52.745**	**€750.026.298,61**	**€808.753.371,51**
Balance as of the begin of the period	18.026	€249.972.435,51	€265.423.736,32
Balance at the end of the period - before top-/tap-up	17.447	€241.057.286,34	€255.665.947,46
Top/tap-up of the period	520	€8.631.235,65	€9.359.870,29
Term take out			
Balance as of the end of the period	**17.967**	**€249.688.521,99**	**€265.025.817,75**

Targeted top up amount	
Accumulation account balance before payment date	€0,00
Payment to accumulation account (waterfall position 11) on payment date	€8.471.407,37
Cash used for purchase of new discounted assets	€8.471.407,37
Accumulation account balance after payment date	€0,00
Additional overcollateralisation	€164.074,15
Excess of actual overcollateralisation as of the previous top-/tap-up	(€12.778,43)
Targeted top up amount	**€8.622.703,09**

Cash flows payment date	
Payment to distribution account (already paid earlier; see part "Commingling risk reserve - distribution account" below)	€9.629.068,25
Payment to accumulation account (waterfall position 11)	€0,00
Servicing fee	€208.310,36
Buffer release amount	€496.567,75
Sales proceeds from tap-up (purchase price)	€0,00
Sales proceeds from top-up (purchase price)	(€8.471.407,37)
Adjustment of advance payment for the next period	€0,00
Payment from/to Driver-Master compartment 1 to/from Volkswagen Bank for top-/tap-up	**(€8.471.407,37)**

Sale proceeds from term take out (purchase price)	**€0,00**